



ARKANSAS RAZORBACKS

1 National Championship » 6 Final Four Appearances » 10 Sweet 16 Appearances » 31 NCAA Tournament Bids

» 2016-17 SCHEDULE »

Overall: 11-1 | SEC: 0-0 | H: 9-0 | A: 0-1 | N: 2-0

NOVEMBER (4-1)

		W/L	SCORE
11	Fort Wayne	SEC Network +	W 92-83
14	Southern Illinois	SEC Network +	W 90-65
18	UT Arlington	SEC Network +	W 71-67
22	at Minnesota	ESPN3	L 85-71
28	Mount St. Mary's	SEC Network +	W 89-76

DECEMBER (7-0)

1	Stephen F. Austin	SEC Network	W 78-62
3	Austin Peay	SEC Network +	W 99-62
6	Houston	SEC Network	W 84-72
10	North Florida	SEC Network	W 91-76
17	Texas*	ESPNU	W 77-74
20	North Dakota St.	SEC Network	W 71-55
22	Sam Houston St.#		W 90-56
29	Florida*	SEC Network	8 p.m.

JANUARY (0-0)

3	at Tennessee*	SEC Network	5:30 p.m.
7	at Kentucky*	SEC Network	7:30 p.m.
10	Mississippi State*	SEC Network	8 p.m.
14	Missouri*	SEC Network	5 p.m.
17	at Texas A&M*	SEC Network	6 p.m.
21	LSU*	SEC Network	7:30 p.m.
24	at Vanderbilt*	SEC Network	7:30 p.m.
28	at Oklahoma St.%	ESPNU	3 p.m.

FEBRUARY (0-0)

1	Alabama*	SEC Network	6 p.m.
4	at Missouri*	SEC Network	5 p.m.
7	Vanderbilt*	SEC Network	7:30 p.m.
11	at LSU*	SEC Network	7:30 p.m.
15	at South Carolina*	SEC Network	5:30 p.m.
18	Ole Miss*	SEC Network	5 p.m.
22	Texas A&M*	SEC Network	7:30 p.m.
25	at Auburn*	SEC Network	7:30 p.m.

MARCH (0-0)

1	at Florida*	ESPN2	6 p.m.
4	Georgia*	ESPN/2	1 p.m.
8-12	SEC Tournament	Nashville, Tenn.	

All times Central and subject to change
 # at Verizon Arena (North Little Rock, Ark.)
 ^ Lone Star Shootout (Houston, Texas)
 % Big12/SEC Challenge
 * SEC Game

» THE MATCHUP »

ARKANSAS RAZORBACKS (11-1)

Head Coach: Mike Anderson (Tulsa '82)
Record at Arkansas: 113-65 (6th Season)
Overall Record: 313-163 (15th Season)



VS

No. 25 FLORIDA GATORS (9-3)

Head Coach: Mike White (Ole Miss '99)
Record at Florida: 30-18 (2nd Season)
Overall Record: 131-58 (6th Season)



» #FASTEST40 FACTS »

• Arkansas is off to its best 12-game start in the Mike Anderson era with an 11-1 record.

• The Razorbacks enter SEC play with an RPI of 19 and one of 10 league teams with a top 100 RPI. Arkansas leads the conference with four top 100 victories and seven top 150 wins.

• Arkansas' current eight-game winning streak is the longest under head coach Mike Anderson in the last six years. The program's previous eight-game winning streak came in the 2008-09 season with 10 straight victories.

• Arkansas has recorded runs of at least 10-0 on 13 different occasions this year, including a season-high 21-0 run against Austin Peay on Dec. 3. The Razorbacks have multiple 10-0 runs in five of 12 games this year.

• The Razorbacks have held opponents scoreless for three-plus minutes 22 times this year, including at least once in 10 of 12 games this season. Arkansas held UT Arlington scoreless for a season-best 7:11 during the second half, going on a 15-0 run.

• The Razorbacks have pulled down 10-plus offensive rebounds in 13 straight games, the longest streak under Anderson. Arkansas is scoring 16.2 percent of its points on second chance opportunities this season, good for 13.5 points a game.

• Arkansas is 11-20 all-time against the Gators, with Florida winning five straight and 10 of the last 11. The Razorbacks' last win in the series came in 2012-13, knocking off the 2nd-ranked Gators 80-69 in Bud Walton Arena to halt Florida's 10-game winning streak.

» GAMEDAY INFORMATION »

DATE: Thursday, Dec. 29, 2016 | 8 p.m. CT

LOCATION: Bud Walton Arena

TV: SEC Network | WatchESPN

TALENT: Mike Morgan (PXP), Jon Sundvold (Analyst)

RADIO: Razorback/IMG Sports Network

TALENT: Phil Elson (PXP), Matt Zimmerman (Analyst)

STATS: ArkansasRazorbacks.com | StatBroadcast

SERIES RECORD: Florida leads, 20-11

NEXT UP: at Tennessee - Tuesday, Jan. 3 at 5:30 p.m.

» THE SEC OPENER »

• Beginning its 26th season in the Southeastern Conference, Arkansas is 14-11 all-time in SEC openers, including an 8-3 mark in Bud Walton Arena to open league play.

• For the first time since Arkansas joined the SEC, the Razorbacks will play a league game in December.

• The Razorbacks will open conference play at home for the first time in the last five years and just the second time in the Mike Anderson era.

• During the Mike Anderson era, Arkansas is 6-4 against AP Top 25 teams in Bud Walton Arena.

• The Razorbacks are 47-30 all time against ranked teams in Fayetteville, including a 34-22 mark in Bud Walton Arena.



DARYL
#MACONBUCKETS »



» HOW THEY COMPARE » BY THE NUMBERS »

	83.6	.466	.367	39.9	16.6	5.8	8.6	69.4	.400	.327	+6.0	1.3
	≈	≈	≈	≈	≈	≈	≈	≈	≈	≈	≈	≈
	POINTS	FG%	3FG%	BOARDS	ASSISTS	BLOCKS	STEALS	SCORING DEFENSE	FG% DEFENSE	3FG% DEFENSE	REBOUND MARGIN	AST-TO RATIO
	79.1	.459	.346	36.8	12.3	5.8	8.1	66.1	.419	.327	+2.7	1.1

#FASTEST40



NUMERICAL ROSTER »

No.	Name	Pos.	Ht.	Wt.	Yr.	Hometown/High School/Last School
0	Jaylen Barford	G	6-3	202	Jr.	Jackson, Tenn. / Motlow State CC
1	Trey Thompson	F	6-9	265	Jr.	Madison, Ark. / Forrest City HS
2	Adrio Bailey	F	6-6	204	Fr.	Campti, La. / Lakeview HS
3	Dusty Hannahs	G	6-3	203	Sr.	Little Rock, Ark. / Pulaski Academy / Texas Tech
4	Daryl Macon	G	6-3	185	Jr.	Little Rock, Ark. / Parkview HS / Holmes CC
5	Arlando Cook	F	6-8	215	Jr.	St. Louis, Mo. / Madison Prep / Connors State College
11	RJ Glasper	G	5-10	168	Fr.	Forrest City, Ark. / Forrest City HS
12	Brachen Hazen	F	6-8	195	Fr.	Fort Wayne, Ind. / Columbia City HS
13	Dustin Thomas	F	6-8	225	R-Jr.	Texarkana, Texas / Pleasant Grove HS / Colorado
15	Jonathan Holmes	G	Fr.	5-10	190	Columbia, Ill./Columbia HS
21	Manuale Watkins	G	6-3	222	Sr.	Fayetteville, Ark./Fayetteville HS
23	C.J. Jones	G	6-5	175	Fr.	Birmingham, Ala. / Central Park Christian
31	Anton Beard	G	6-0	198	Jr.	N. Little Rock, Ark./North Little Rock HS
33	Moses Kingsley	F	6-10	230	Sr.	Abuja, Nigeria/Huntington Prep (W. Va.)

COACHING STAFF »

Title	Name	Experience	Alma Mater
Head Coach	Mike Anderson	6th Year	Tulsa, '82
Associate Head Coach	Melvin Watkins	6th Year	Charlotte, '77
Assistant Coach	TJ Cleveland	6th Year	Arkansas, '02
Assistant Coach	Scotty Thurman	1st Year	Philander-Smith, '03
Director of Operations	Matt Zimmerman	6th Year	Arkansas, '90
Director of S-A Development	Jeff Daniels	6th Year	Montevallo, '82
Video Coordinator	Will Bartlett	6th Year	Missouri, '09
Special Assistant to the HC	Lee Mayberry	3rd Year	Arkansas, '15
Graduate Assistant	Kikko Haydar	2nd Year	Arkansas, '14
Graduate Assistant	Riley Hall	2nd Year	Arkansas, '16
Athletic Trainer	Dave England	33rd Year	Arkansas, '80



Jaylen Barford
Jr. | G | 6-3 | 202



Trey Thompson
Jr. | F | 6-9 | 265



Adrio Bailey
Fr. | F | 6-6 | 204



Dusty Hannahs
R-Sr. | G | 6-3 | 210



Daryl Macon
Jr. | G | 6-3 | 185



Arlando Cook
Jr. | F | 6-8 | 215



RJ Glasper
Fr. | G | 5-10 | 168



Brachen Hazen
Fr. | F | 6-8 | 195



Dustin Thomas
R-Jr. | F | 6-8 | 225



Manuale Watkins
Sr. | G | 6-3 | 222



C.J. Jones
Fr. | G | 6-5 | 175



Anton Beard
Jr. | G | 6-0 | 198



Moses Kingsley
Sr. | F | 6-10 | 230



Mike Anderson
Head Coach - 6th Season

A-Z ROSTER »

No.	Name	Yr.
2	Bailey, Adrio	Fr.
0	Barford, Jaylen	Jr.
3	Beard, Anton	Jr.
5	Cook, Arlando	Jr.
11	Glasper, RJ	Fr.
3	Hannahs, Dusty	Sr.
12	Hazen, Brachen	Fr.
15	Jonathan Holmes	Fr.
23	Jones, C.J.	Fr.
33	Kingsley, Moses	Sr.
4	Macon, Daryl	Jr.
1	Thompson, Trey	Jr.
13	Thomas, Dustin	R-Jr.
21	Watkins, Manuale	Sr.

BY STATE »

Alabama (1)		
23	Jones, C.J.	Fr.
Arkansas (6)		
3	Beard, Anton	Jr.
11	Glasper, RJ	Fr.
4	Macon, Daryl	Jr.
3	Hannahs, Dusty	Sr.
1	Thompson, Trey	Jr.
21	Watkins, Manuale	Sr.
Illinois (1)		
15	Holmes, Jonathan	Fr.
Indiana (1)		
12	Hazen, Brachen	Fr.
International (1)		
33	Kingsley, Moses	Sr.
Louisiana (1)		
2	Bailey, Adrio	Fr.
Missouri (1)		
5	Cook, Arlando	Jr.
Tennessee (1)		
0	Barford, Jaylen	Jr.
Texas (1)		
13	Thomas, Dustin	R-Jr.

BY CLASS »

FRESHMEN (4)		
2	Bailey, Adrio	Fr.
11	Glasper, RJ	Fr.
12	Hazen, Brachen	Fr.
15	Holmes, Jonathan	Fr.
23	Jones, C.J.	Fr.
JUNIORS (6)		
0	Barford, Jaylen	Jr.
3	Beard, Anton	Jr.
5	Cook, Arlando	Jr.
4	Macon, Daryl	Jr.
1	Thompson, Trey	Jr.
13	Thomas, Dustin	R-Jr.
SENIORS (3)		
3	Hannahs, Dusty	Sr.
33	Kingsley, Moses	Sr.
21	Watkins, Manuale	Sr.

THE PRONUNCIATIONS »

Adrio Bailey: A-Dree-O
Brachen Hazen: Brack-en Haiz-en
Manuale Watkins: Man-YOU-L

THE NON-CON SLATE »

• Arkansas is slated to play 13 non-conference games this year, with eight of those picked to finish in the top three of their respective league standings.

Opponent	Conference	Picked
Fort Wayne	Summit League	1st
Sam Houston State	Southland	1st
UT Arlington	Sun Belt	1st
North Florida	Atlantic Sun	2nd
Stephen F. Austin	Southland	2nd
Austin Peay	Ohio Valley	2nd/West
Texas	Big 12	3rd
North Dakota State	Summit League	3rd
Mount Saint Mary's	Northeast	4th
Houston	American Athletic	4th
Southern Illinois	Missouri Valley	5th
Oklahoma State	Big 12	7th
Minnesota	Big Ten	12th

THE ART OF ORGANIZED CHAOS »

• During the Mike Anderson era over the last five-plus years, Arkansas is tied for sixth in the country and ranks second the nation among high major programs in forcing the opponent to 25-plus turnovers in a game. It's happened nine times and the Razorbacks are 9-0 in those contests. During the same span, Arkansas is 27-2 when forcing 20 turnovers in a game, including 1-0 this season.

THE SPLASH ZONE EFFECT »

• Arkansas ranks tied for second in the SEC in 3-point field percentage at .367, but has the second fewest attempts in the league at 207, which is 108 fewer than league-leader Auburn.

• The Razorbacks have made at least one 3-pointer in 918 consecutive games dating back to Jan. 7, 1989 against Texas.

CHARITY STRIPE »

• The Razorbacks are second in the SEC and rank 13th in the country in free throw percentage at 77.9 percent, averaging 19.4 made free throws per game. Arkansas has made 79.2 percent of its free throws over the last 6 games.

• Dusty Hannahs is shooting 89.4 percent (42-47) from the charity stripe this season, good for 35th in the nation. Hannahs had made 26 straight free throws before missing against Texas.

• Daryl Macon has made 24 straight free throws, including a 14-for-14 performance against Texas.

• Arkansas is one of two schools (Notre Dame) that has two players in the top 50 in free throw percentage in the country. The Razorbacks are the only school to have two players (Macon and Hannahs) in the top five of the SEC, including four in the top 20.

BUILDING BLOCKS »

• Moses Kingsley is 14th in the country with 2.9 blocks per game this season and has recorded at least one block in 42 of his last 45 contests.

• Has multiple blocks in eight games, and is T-9th in the country with three games of 5+ blocks.

DOUBLE-DOUBLE MOJO »

• Moses Kingsley posted 16 double-doubles last season, the second-most of any returning high-major player in the country. He is currently the SEC's active leader with 19 double-doubles in his career.

TRANSITION GAME ON POINT »

• Arkansas has outscored its opponents in fast break points in all but one game this season and holds a commanding 174-71 (+103) edge in the transition game. The Razorbacks have scored 20+ fast break points in 4 of the 12 games this year.

THE MODEL OF EFFICIENCY »

• Of the 826 players in the country with 25-plus assists, Manuale Watkins is 15th in assist/turnover ratio at 3.9. He ranks second in the SEC and eighth among high-major players. He has seven turnovers in 259 minutes of action.

THE 90-POINT PLATEAU »

• Arkansas opened the season with consecutive 90-plus point games for the first time in 20 years and just the sixth time in program history. The Razorbacks have scored 90-plus points in five of the first 12 games for the first time since the 2001-02 season.

ELITE COMPANY »

• With 10 points and 10 rebounds at Minnesota, Moses Kingsley became the eighth player in program history to reach 800 points, 500 rebounds and 100 blocks as a Razorback.

Player	Gms	Rbds	Blks	Pts
Todd Day	127	673	102	2395
Oliver Miller	137	886	345	1674
Darian Townes	132	644	194	1318
Derek Hood	131	1002	103	1247
Mike Washington	120	651	107	1065
Bobby Portis	70	551	104	1047
Moses Kingsley^	112	590	198	902
Andrew Lang	121	690	252	838

*Sorted by total points | ^Active | via @HogStats

• Kingsley is 10 rebounds and two blocks away from joining Razorback legend Oliver Miller as the only players in program history to reach 900 points, 600 rebounds and 200 blocks.

RECORD BREAKDOWN

At Home (Bud Walton Arena)	9-0
On The Road	0-1
Neutral	1-0
Neutral (Verizon Arena)	1-0
White Uniforms	10-0
Cardinal Uniforms	1-1
Anthracite Uniforms	0-0

HALFTIME/LEADS/OVERTIME

Leading at the half, home	6-0
Leading at the half, road/neutral	1-0
Tied at the half, home	1-0
Tied at the half, road/neutral	0-0
Trailing at the half, home	2-0
Trailing at the half, road/neutral	1-1
Games decided by 5 points or fewer	2-0
Games decided by 10 points or fewer	3-0
Leading with 5:00 left	10-0
Leading with 2:00 left	10-0
Overtime games	0-0

OFFENSE

Scoring less than 70 points	0-0
Scoring 70-79 points	4-1
Scoring 80-89 points	2-0
Scoring 90-99 points	5-0
Scoring 100+ points	0-0
2 Players Or Less in Double Figures	1-0
3 Players in Double Figures	2-0
4 Players in Double Figures	5-1
5 Players in Double Figures	2-0
6 Players in Double Figures	1-0
7 Players in Double Figures	0-0
1 Player Scores 20 Points	2-1
2 Players Score 20 Points	0-0
When shooting 50 percent or higher	5-0
When shooting less than 50 percent	6-1

REBOUNDING/TURNOVERS

When outrebounding opponent	9-1
When outrebounded	2-0
When rebounds are even	0-0
When grabbing 10+ offensive reb	11-1
When forcing 15+ turnovers	5-0
When committing less than 15 turnovers	10-0
When committing 15+ turnovers	1-1

Top Scorers (Includes Ties)

Dusty Hannahs	5-1
Daryl Macon	5-0
Jaylen Barford	1-0
Adrio Bailey	1-0
Moses Kingsley	1-0

Top Rebounders (Includes Ties)

Moses Kingsley	9-1
Dustin Thomas	2-0
Anton Beard	1-0
Jaylen Barford	1-0
Manuale Watkins	1-0
Adrio Bailey	1-0

Months

In November	4-1
In December	7-0

» QUICK FACTS »

ABOUT ARKANSAS

Location.....	Fayetteville, Ark.
Enrollment	27,194
Founded.....	1871
Colors	Cardinal (PMS 201) and White
Nickname.....	Razorbacks
Conference.....	Southeastern (SEC)
Arena (Capacity).....	Bud Walton Arena (19,200)

ADMINISTRATION

System President.....	Dr. Donald R. Bobbitt
Chancellor.....	Dr. Joseph E. Steinmetz
Vice Chancellor and Athletic Director	Jeff Long
Faculty Representative	Dr. Sharon Hunt

COMMUNICATIONS

Associate Communications Director.....	David Beall
Email	jdb048@uark.edu
Office Phone.....	479-575-3114
Cell Phone	479-445-5336
Twitter	@Beall_sid
Secondary Contact	Brent Hull
Email	bwh003@uark.edu
Office Fax.....	479-575-7481
Athletic Website	ArkansasRazorbacks.com
Bud Walton Arena Press Row.....	479-575-6622
Arkansas Ticket Office.....	479-575-5151

HISTORY

First Year	1923-24
Seasons.....	94th
Overall Conference Championships . 24 (2 SEC, 22 SWC)	
SEC Overall Championships	2 (1992, 1994)
SEC Division Championships ..	4 (1992, 1993, 1994, 1995)
SEC Tournament Championships	1 (2000)
NCAA Tournament Bids	31*
National Championships.....	1 (1994)
National Runner-Up.....	1 (1995)
NCAA Final Fours.....	6 (1941, 1945, 1978, 1990, 1994, 1995)
NCAA Elite Eight	6 (1978, 1979, 1990, 1994, 1995)
NCAA Sweet 16	10
NIT Record (App.)	5-4 (3)

* - Arkansas also received a bid in 1944 but was unable to participate due to a car accident. Total number of appearances is 30.

» THE LITTLE THINGS MATTER »

Player	Deflections	Charges	Steals	Dunks	Blocks
Adrio Bailey	22	--	5	2	3
Jaylen Barford	44	--	15	2	4
Anton Beard	36	3	11	--	--
Arlando Cook	37	--	7	--	7
Dusty Hannahs	19	2	7	--	1
Brachen Hazen	2	--	--	--	--
Jonathan Holmes	1	--	--	--	--
C.J. Jones	11	--	--	2	5
Moses Kingsley	81	3	7	6	35
Daryl Macon	43	2	20	1	1
Trey Thompson	39	--	6	2	10
Dustin Thomas	46	2	5	--	3
Manuale Watkins	52	1	20	--	--
Totals	433	13	103	15	69

» HONORS AND AWARDS »

Moses Kingsley

- Allstate NABC Good Works Team Nominee
- Preseason SEC Player of the Year (Media)
- Preseason first team All-SEC (Coaches)
- Wooden Award Watch List
- Naismith Trophy Watch List
- Kareem Abdul-Jabbar Award Watch List
- Lute Olson Award Watch List
- Ranked No. 6 big man in the country by NBC Sports
- Ranked No. 21 player in the nation by NBC Sports
- Ranked No. 18 player in the nation by CBS Sports

Dusty Hannahs

- Preseason second team All-SEC (Coaches)
- Jerry West Award Watch List
- Ranked No. 97 player in the nation by CBS Sports

Jaylen Barford

- One of 15 Impact JUCO Transfers by Jon Rothstein

Daryl Macon

- One of 15 Impact JUCO Transfers by Jon Rothstein
- MVP of the Lone Star Shootout

Watch List Note

- Arkansas is one of 7 programs in the country to put players on watch lists for the Jerry West Award as the top shooting guard in the country and the Kareem Abdul-Jabbar Award as the nation's top center.

» PROHOGS BY THE NUMBERS »

#PR HOGS

37

» Arkansas has had 37 all-time NBA Draft selections from 35 different players in program history.

16

» The Razorbacks have 16 All-Star game appearances by Joe Johnson (7), Sidney Moncrief (5) and Alvin Robertson (4).

12

» Arkansas has 12 first round NBA Draft picks in program history with Sidney Moncrief going No. 5 overall in 1979.

#PROHOGS PRODUCTION »

Arkansas has had 29 former players go on to play in the NBA, including three this season as listed below.

Player	Team	Yrs	Draft Class
Joe Johnson	Jazz	16th	2001 - 10th (BOS)
Patrick Beverley	Rockets	5th	2009 - 42nd (LAL)
Bobby Portis	Bulls	2nd	2015 - 22nd (CHI)

MISCELLANEOUS STATISTICS »

Double-Figure Scoring Games

Player	12-13	13-14	14-15	15-16	16-17	Career
Dusty Hannahs	7	11	--	28	11	57
Moses Kingsley	--	2	2	30	8	42
Anton Beard	--	--	8	7	5	20
Daryl Macon	--	--	--	--	9	9
Jaylen Barford	--	--	--	--	8	8
Manuale Watkins	--	--	0	6	1	7
Dustin Thomas	--	1	3	--	3	7
Trey Thompson	--	--	0	2	--	2
C.J. Jones	--	--	--	--	2	2
Adrio Bailey	--	--	--	--	1	1

20-Point Scoring Games

Player	12-13	13-14	14-15	15-16	16-17	Career
Dusty Hannahs	1	1	--	13	2	17
Moses Kingsley	--	0	0	8	--	8
Daryl Macon	--	--	--	--	1	1

30-Point Scoring Games

Player	12-13	13-14	14-15	15-16	16-17	Career
Dusty Hannahs	0	0	--	1	--	1

3 + Three-Pointers in a Game

Player	12-13	13-14	14-15	15-16	16-17	Career
Dusty Hannahs	6	4	--	18	4	32
Anton Beard	--	--	2	1	1	4
Daryl Macon	--	--	--	--	3	3
Dustin Thomas	--	1	--	--	--	1
C.J. Jones	--	--	--	--	1	1

5 + Three-Pointers in a Game

Player	12-13	13-14	14-15	15-16	16-17	Career
Dusty Hannahs	--	1	--	3	1	5

Double Figure Rebounding Games

Player	12-13	13-14	14-15	15-16	16-17	Career
Moses Kingsley	--	1	0	16	4	21

Double-Doubles

Player	12-13	13-14	14-15	15-16	16-17	Career
Moses Kingsley	--	1	0	16	2	19

5 + Assist Games

Player	12-13	13-14	14-15	15-16	16-17	Career
Daryl Macon	--	--	--	--	4	4
Manuale Watkins	--	0	1	1	--	2
Moses Kingsley	--	0	1	0	1	2
Trey Thompson	--	--	0	1	--	1
Anton Beard	--	--	--	--	1	1

3 + Steals in a Game

Player	12-13	13-14	14-15	15-16	16-17	Career
Manuale Watkins	--	0	3	3	2	8
Anton Beard	--	--	4	1	1	6
Moses Kingsley	--	0	0	3	--	3
Daryl Macon	--	--	--	--	2	2
Jaylen Barford	--	--	--	--	2	2
Dusty Hannahs	0	0	--	1	--	1
Dustin Thomas	--	--	1	--	--	1

3 + Blocks in a Game

Player	12-13	13-14	14-15	15-16	16-17	Career
Moses Kingsley	--	7	5	13	7	32
Trey Thompson	--	--	0	2	--	2
C.J. Jones	--	--	--	--	1	1
Arlando Cook	--	--	--	--	1	1

RECORD WATCH IN 2016-17 »

MOSES KINGSLEY »

- 98 points shy of becoming the 40th player in school history to eclipse the 1,000 career points at Arkansas.
- 75 made free throws shy tying Darrell Walker for 10th all-time in school history with 333 career free throws made.
- 94 free throw attempts shy of tying Ronnie Brewer for 10th all-time in school history with 486 free throws attempted in a career.
- 57 rebounds shy of tying Corliss Williamson for 10th all-time in school history with 647 career rebounds.
- Currently ranks 4th all-time with 198 career blocked shots. Is 54 blocked shots shy of tying Andrew Lang for 3rd in school history.

DUSTY HANNAHS »

- On pace to finish in the top-three in school history for career free throw percentage.
- On pace to break the school record for 3-point field goal percentage in a career.
- 45 made 3-pointers shy of tying Brandon Dean for 10th all-time in school history for made 3-pointers.
- Reached the 1,000-point mark for his career in the season opener against Fort Wayne with 462 coming at Texas Tech and now 708 coming at Arkansas.

PERFECTION IN THE PALACE »

- Since Mike Anderson came back to Arkansas, the Razorbacks have the third-most home victories in the country with 89.
- Arkansas is one of 11 teams with 80-plus wins and fewer than 15 losses at home over the last six seasons.
- The Razorbacks are 55-1 (.982) against unranked non-conference opponents inside Bud Walton Arena under Anderson.

#FASTEST40 STARTS »

- The Razorbacks are looking to win 12 of their first 13 games for the third time in the last 13 years and the fifth time since joining the SEC for the 1991-92 season. Arkansas has started at least 12-1 in eight of the last 42 years dating back to the start of the Eddie Sutton era in 1974-75.
- In those eight times starting at least 12-1 since the beginning of Eddie Sutton's tenure, Arkansas has made six NCAA Tournament appearances, five Sweet Sixteen's, three Elite Eight's, two Final Four's and captured one National Title.

CONSISTENT SCORING »

- The Razorbacks have scored at least 70 points in every game this season and are tied for third in the nation with 12 games reaching the 70-point plateau.
- Arkansas has scored 70-plus points in every game leading into conference play for the sixth time since joining the SEC. The Razorbacks played in the National Championship game in two of the previous five times.

» BY THE NUMBERS »

5

» Five current Razorbacks have received SEC All-Academic honors during their career.

13

» Arkansas has had 13 current and former players graduate since May 2014, averaging four graduates per academic year.

3.0

» Over the last calendar year, the Razorbacks have had a cumulative grade point average of 3.097.

PLAY HARD ACT RIGHT

• Senior Dusty Hannahs completed his undergrad in December and graduated from the Walton College of Business with a degree in Supply Chain Management.

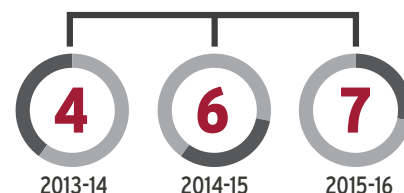
• Moses Kingsley and Manuale Watkins are slated to graduate on time this spring.

• Trey Thompson is set to graduate a year early this summer and start graduate school next fall during his senior year.

• Eleven of the 14 players had a 3.0 or higher GPA during the summer term.

17

SEC Academic Honor Roll Players over the last three seasons



» THE NATIONAL POLLS »

Associated Press Poll - (Dec. 26)

RK	TEAM	RECORD	POINTS
1	Villanova (56)	12-0	1,614
2	UCLA (3)	13-0	1,518
3	Kansas	11-1	1,461
4	Baylor (6)	12-0	1,458
5	Duke	12-1	1,375
6	Louisville	11-1	1,260
7	Gonzaga	12-0	1,222
8	Kentucky	10-2	1,171
9	North Carolina	11-2	1,113
10	Creighton	12-0	1,049
11	West Virginia	11-1	933
12	Virginia	10-1	892
13	Butler	11-1	837
14	Wisconsin	11-2	772
15	Purdue	11-2	745
16	Indiana	10-2	709
17	Xavier	10-2	548
18	Arizona	11-2	512
19	Saint Mary's	10-1	407
20	Florida State	12-1	326
21	Oregon	11-2	321
22	USC	13-0	248
23	Cincinnati	10-2	207
24	Notre Dame	10-2	204
25	Florida	9-3	76

Others receiving votes: Maryland 40, Virginia Tech 37, Seton Hall 18, Clemson 12, **Minnesota 8**, Miami 8, **Oklahoma State 7**, Northwestern 5, **South Carolina 4**, UNC Wilmington 3, **Arkansas 3**, Iowa State 2

USA Today Coaches Poll (Dec. 26)

RK	TEAM	RECORD	POINTS
1	Villanova (27)	12-0	771
2	UCLA (2)	13-0	736
3	Kansas (1)	11-1	695
4	Baylor	12-0	656
5	Duke (1)	12-1	641
6	Gonzaga	12-0	600
7	Louisville	11-1	560
8	Kentucky	10-2	537
9	Creighton	12-0	531
10	North Carolina	11-2	522
11	Virginia	10-1	454
12	West Virginia	11-1	438
13	Butler	11-1	397
14	Wisconsin	11-2	347
15	Purdue	11-2	331
16	Indiana	10-2	285
17	Xavier	10-2	277
18	Arizona	11-2	232
19	Saint Mary's	10-1	214
20	Florida State	12-1	161
21	Oregon	11-2	148
22	USC	13-0	136
23	Cincinnati	10-2	93
24	Notre Dame	10-2	92
25	South Carolina	9-2	57

Others receiving votes: **Florida 37**, Maryland 33, **Arkansas 27**, **Oklahoma State 17**, Miami 13, TCU 7, California 7, **Minnesota 7**, Virginia Tech 4, Seton Hall 4, Nevada 3, Colorado 2, UNC Wilmington 1, New Mexico State 1, Middle Tennessee 1

» WEEK-BY-WEEK RANKINGS »

WEEK	AP	COACHES	NCAA RPI
Preseason	NR	RV	--
Nov. 14	NR	RV	--
Nov. 21	NR	RV	--
Nov. 28	NR	RV	--
Dec. 5	NR	RV	19
Dec. 12	NR	RV	29
Dec. 19	NR	RV	26
Dec. 26	RV	RV	19
Jan. 2			
Jan. 9			
Jan. 16			
Jan. 23			
Jan. 30			
Feb. 6			
Feb. 13			
Feb. 20			
Feb. 27			
March 6			
March 13			
Final			

The Last time Arkansas was ranked in the AP...

Top 25:	No. 21	March 16, 2015
Top 15:	No. 15	Nov. 14, 2000
Top 10:	No. 6	1994-95 Final Poll
Top 5:	No. 5	March 7, 1995
No. 1:	No. 1	1994-95 Preseason Poll

DANIEL GAFFORD

El Dorado, Arkansas • El Dorado High School

ESPN.com	★★★★
247Sports.com	★★★★
Rivals.com	★★★★
Scout.com	★★★★
Future150.com	★★★★



- Ranked as the No. 1 player in the state of Arkansas and the No. 11 power forward in the 2017 class by 247Sports.com.

- Is a consensus top 50 player and as high as No. 33 in the class by Rivals.com.

- Averaged 14 points, 14 rebounds and six blocks per game as a junior.

- Invited to the Nike Academy in Los Angeles in July.

- Participated in the Nike Elite 100 Camp and the Nike Peach Invite with Arkansas Team Portis Wings.

KHALIL GARLAND

Little Rock, Arkansas • Parkview High School

ESPN.com	★★★★
247Sports.com	★★★★
Rivals.com	★★★
Scout.com	★★★
Future150.com	★★★



- Ranked as the No. 2 player in the state of Arkansas, the No. 12 guard in the 2017 class and No. 55 overall by ESPN.

- Averaged 18 points and 8.0 rebounds during his junior season.

- Named the 2016 State Tournament MVP after leading the Patriots to the 2016 Arkansas 6A State Championship behind a 20-point performance in the title game.

- Earned All-State and All-Tournament honors during his junior campaign.

DARIOUSHALL

Little Rock, Arkansas • Mills Univ. Studies HS

ESPN.com	★★★★
247Sports.com	★★★
Rivals.com	★★★
Scout.com	★★★
Future150.com	★★★



- Ranked as the No. 4 player in the state of Arkansas and the No. 50 power forward in the 2017 class by 247Sports.com.

- Averaged 16 points and 8 rebounds per game during his junior season.

- Is a two-time All-State and All-Conference selection at Mills University Studies High School.

- Played in the Nike EYBL Peach Jam for Team Penny.

- Participated in the Adidas Uprising Gauntlet, averaging 15.3 points and 7.0 rebounds per game.



» A LOOK AT THE **FUTURE** »

"These three individuals will come in and make the **STATE** of Arkansas **PROUD**." - Mike Anderson

The 2017 All-Arkansas early signees are a unanimous **TOP 25 CLASS** and as high as No. 14 in the country by ESPN.com

"It is **AWESOME** when we can have players in our state come in and **IMPACT** our program." - Mike Anderson

MIKE ANDERSON



CAREER NUMBERS

At Arkansas: 113-65 (6th Year)

2016-17	»	11-1
2015-16	»	16-16
2014-15	»	27-9 (NCAA, Third Round)
2013-14	»	22-12 (NIT, Second Round)
2012-13	»	19-13
2011-12	»	18-14

At Missouri: 111-57 (5 Years)

2010-11	»	23-11 (NCAA Second Round)
2009-10	»	23-11 (NCAA Second Round)
2008-09	»	31-7 (NCAA Elite Eight)
2007-08	»	16-16
2006-07	»	18-12

At Alabama-Birmingham (UAB): 89-41 (4 Years)

2005-06	»	24-7 (NCAA First Round)
2004-05	»	22-11 (NCAA Second Round)
2003-04	»	22-10 (NCAA Sweet 16, C-USA Co-Champs)
2002-03	»	21-13 (NIT Quarterfinals)

Overall Record **313-163 (15th Year)**

IT'S A NUMBERS GAME

Postseason Tournaments

1 2 3 4 5 6 7 8 9

20-Win Seasons

1 2 3 4 5 6 7 8 9

NCAA Tournaments

1 2 3 4 5 6 7

30-Win Seasons

1

Losing Seasons

0

PERSONAL INFO

Born: Dec. 12, 1959
Hometown: Birmingham, Ala.
Alma Mater: Tulsa (1982)
Wife: Marcheita
Children: Darcheita, Michael Jr., Yvonne
Date Named Head Coach at Arkansas: March 23, 2011

HEAD COACH
6TH SEASON AT ARKANSAS
15TH SEASON OVERALL

The Razorback Nation welcomed home one of its own on March 23, 2011, when Mike Anderson was named the 12th head men's basketball coach in Arkansas history. Charged with bringing back the winning tradition that was synonymous with the Razorback program throughout the '80s and '90s, Anderson enters his sixth season at Arkansas and 15th year as a head coach in 2016-17.

After losing 72 percent of scoring production heading into the 2015-16 season, Anderson continued his history of developing players as Arkansas finished third in the Southeastern Conference in scoring at 78.2 points per game and paced the league in three-point field goal percentage, turnover margin and assist/turnover ratio. Despite dropping eight games by four points or less, Arkansas never wavered and caught fire toward the end of the season to win four of its final five regular season games and finish eighth in the SEC. The Razorbacks became one of five teams to post a .500 or better record in conference play each of the last four years.

A longtime assistant and associate head coach at Arkansas, Anderson spent a combined nine years as a head coach at the University of Alabama-Birmingham and the University of Missouri before returning to the Razorbacks.

One of just 10 current Division I head coaches with 10-plus years of experience and no losing seasons, Anderson's 14 years at the helm of a program have resulted in a 302-162 record, nine 20-win campaigns, seven NCAA Tournament appearances, two Sweet Sixteen berths and a run to the 2009 Elite Eight.

During his first five seasons at Arkansas, Anderson produced a 102-64 record and was the first head coach in program history to win 18 or more games in each of his first four years. Anderson has also re-established Bud Walton Arena as one of the toughest places to play and brought excitement back to the tradition-rich program. In his first five years, Arkansas has won 80 games (80-12) in Bud Walton Arena, including an arena-record 17 during each of his first three years. The 2012-13 squad posted just the third unbeaten SEC home record (9-0) in program history and the first since 1998. The success on-and-off the court has translated into fan support as Arkansas returned to the top 25 in national attendance the first four years, including No. 11 in 2014-15.

CONSISTENCY

Head coach Mike Anderson is one of just 10 current Division I coaches with 10-plus years of head coaching experience and no losing seasons. Anderson and Thad Matta are the only coaches to accomplish the feat during stops at three different institutions.

Coach	Schools	Yrs
Roy Williams	Kansas/UNC	27
Tom Izzo	Michigan State	20
Mark Few	Gonzaga	16
Thad Matta	Butler/Xavier/Ohio State	15
Mike Anderson	UAB/Missouri/Arkansas	14
Jamie Dixon	Pittsburgh	12
Sean Miller	Xavier/Arizona	11
Andy Kennedy	Cincinnati/Ole Miss	10
Dave Rose	BYU	10
Ben Jacobson	Northern Iowa	10

» ARKANSAS GAME HIGHS »

POINTS	99	AUSTIN PEAY (12/03/16)
	92	FORT WAYNE (11/11/16)
	91	NORTH FLORIDA (12/10/16)
	90	SAM HOUSTON STATE (12/22/16)
	90	SOUTHERN ILLINOIS (11/14/16)
FIELD GOALS MADE	40	AUSTIN PEAY (12/03/16)
	35	FORT WAYNE (11/11/16)
FIELD GOAL ATTEMPTS	77	AUSTIN PEAY (12/03/16)
	67	MOUNT ST. MARY'S (11/28/16)
FIELD GOAL PERCENTAGE	.530 (35-66)	FORT WAYNE (11/11/16)
	.519 (40-77)	AUSTIN PEAY (12/03/16)
3 PT FIELD GOALS MADE	13	SOUTHERN ILLINOIS (11/14/16)
	9	NORTH DAKOTA STATE (12/20/16)
	9	AUSTIN PEAY (12/03/16)
3 PT FG ATTEMPTS	23	AUSTIN PEAY (12/03/16)
	23	SOUTHERN ILLINOIS (11/14/16)
3 PT FG PERCENTAGE	.565 (13-23)	SOUTHERN ILLINOIS (11/14/16)
	.429 (9-21)	NORTH DAKOTA STATE (12/20/16)
	.429 (6-14)	HOUSTON (12/06/16)
FREE THROWS MADE	29	vs Texas (12/17/16)
	27	SAM HOUSTON STATE (12/22/16)
FREE THROW ATTEMPTS	40	SAM HOUSTON STATE (12/22/16)
	32	NORTH FLORIDA (12/10/16)
	32	UT ARLINGTON (11/18/16)
FREE THROW PERCENTAGE	.935 (29-31)	vs Texas (12/17/16)
	.909 (10-11)	AUSTIN PEAY (12/03/16)
REBOUNDS	49	SAM HOUSTON STATE (12/22/16)
	47	AUSTIN PEAY (12/03/16)
ASSISTS	28	AUSTIN PEAY (12/03/16)
	23	SOUTHERN ILLINOIS (11/14/16)
STEALS	13	NORTH FLORIDA (12/10/16)
	12	STEPHEN F. AUSTIN (12/01/16)
BLOCKED SHOTS	11	AUSTIN PEAY (12/03/16)
TURNOVERS	21	at Minnesota (11/22/16)
FOULS	29	FORT WAYNE (11/11/16)

» ARKANSAS GAME LOWS »

POINTS	71	UT ARLINGTON (11/18/16)
	71	at Minnesota (11/22/16)
	71	NORTH DAKOTA STATE (12/20/16)
	77	vs Texas (12/17/16)
FIELD GOALS MADE	21	UT ARLINGTON (11/18/16)
	22	vs Texas (12/17/16)
FIELD GOAL ATTEMPTS	53	UT ARLINGTON (11/18/16)
	56	STEPHEN F. AUSTIN (12/01/16)
	56	SAM HOUSTON STATE (12/22/16)
FIELD GOAL PERCENTAGE	.355 (22-62)	vs Texas (12/17/16)
	.393 (24-61)	NORTH DAKOTA STATE (12/20/16)
3 PT FIELD GOALS MADE	1	at Minnesota (11/22/16)
	3	STEPHEN F. AUSTIN (12/01/16)
3 PT FG ATTEMPTS	8	at Minnesota (11/22/16)
	13	STEPHEN F. AUSTIN (12/01/16)
3 PT FG PERCENTAGE	.125 (1-8)	at Minnesota (11/22/16)
	.231 (3-13)	STEPHEN F. AUSTIN (12/01/16)
FREE THROWS MADE	10	AUSTIN PEAY (12/03/16)
	14	NORTH DAKOTA STATE (12/20/16)
FREE THROW ATTEMPTS	11	AUSTIN PEAY (12/03/16)
	16	NORTH DAKOTA STATE (12/20/16)
FREE THROW PERCENTAGE	.667 (16-24)	FORT WAYNE (11/11/16)
	.675 (27-40)	SAM HOUSTON STATE (12/22/16)
REBOUNDS	29	STEPHEN F. AUSTIN (12/01/16)
	35	UT ARLINGTON (11/18/16)
ASSISTS	8	at Minnesota (11/22/16)
	10	UT ARLINGTON (11/18/16)
	10	vs Texas (12/17/16)
STEALS	5	HOUSTON (12/06/16)
	6	vs Texas (12/17/16)
BLOCKED SHOTS	1	MOUNT ST. MARY'S (11/28/16)
	1	STEPHEN F. AUSTIN (12/01/16)
TURNOVERS	7	MOUNT ST. MARY'S (11/28/16)
	9	AUSTIN PEAY (12/03/16)
FOULS	15	NORTH FLORIDA (12/10/16)

» ARKANSAS INDIVIDUAL GAME HIGHS »

Points	23	Macon, Daryl vs Texas (12/17/16)
	23	Hannahs, Dusty vs Fort Wayne (11/11/16)
	20	Hannahs, Dusty at Minnesota (11/22/16)
	19	Hannahs, Dusty vs Southern Illinois (11/14/16)
	17	Kingsley, Moses vs Sam Houston State (12/22/16)
	17	Macon, Daryl vs Sam Houston State (12/22/16)
	17	Hannahs, Dusty vs North Florida (12/10/16)
	17	Hannahs, Dusty vs Houston (12/06/16)
	17	Macon, Daryl vs Houston (12/06/16)
	17	Barford, Jaylen vs UT Arlington (11/18/16)
Field Goals Made	7	Bailey, Adrio vs Austin Peay (12/03/16)
	7	Hannahs, Dusty at Minnesota (11/22/16)
	7	Hannahs, Dusty vs Fort Wayne (11/11/16)
Field Goal Att.	17	Hannahs, Dusty vs Fort Wayne (11/11/16)
	16	Barford, Jaylen vs North Florida (12/10/16)
FG Pct (min 5 made)	.875 (7-8)	Bailey, Adrio vs Austin Peay (12/03/16)
	.857 (6-7)	Thomas, Dustin vs Mount St. Mary's (11/28/16)
3-Point FG Made	5	Hannahs, Dusty vs Southern Illinois (11/14/16)
	4	Macon, Daryl vs Southern Illinois (11/14/16)
3-Point FG Att.	7	Hannahs, Dusty vs North Dakota State (12/20/16)
	7	Hannahs, Dusty vs UT Arlington (11/18/16)
3-Pt FG Pct (min 2 made)	1.000 (2-2)	Jones, CJ vs Stephen F. Austin (12/01/16)
	.833 (5-6)	Hannahs, Dusty vs Southern Illinois (11/14/16)
Free Throws Made	14	Macon, Daryl vs Texas (12/17/16)
	8	Hannahs, Dusty vs Fort Wayne (11/11/16)
Free Throw Att.	14	Macon, Daryl vs Texas (12/17/16)
	10	Hannahs, Dusty vs Fort Wayne (11/11/16)
FT Pct (min 3 made)	1.000 (14-14)	Macon, Daryl vs Texas (12/17/16)
	1.000 (7-7)	Kingsley, Moses vs Southern Illinois (11/14/16)
	1.000 (5-5)	Macon, Daryl vs North Florida (12/10/16)
	1.000 (5-5)	Hannahs, Dusty vs North Florida (12/10/16)
	1.000 (5-5)	Hannahs, Dusty vs Stephen F. Austin (12/01/16)
	1.000 (5-5)	Hannahs, Dusty at Minnesota (11/22/16)
	1.000 (4-4)	Cook, Arlando vs Texas (12/17/16)
	1.000 (4-4)	Thomas, Dustin vs North Florida (12/10/16)
	1.000 (4-4)	Kingsley, Moses vs Austin Peay (12/03/16)
	1.000 (4-4)	Hannahs, Dusty vs Mount St. Mary's (11/28/16)
	1.000 (4-4)	Macon, Daryl at Minnesota (11/22/16)
	1.000 (4-4)	Hannahs, Dusty vs Southern Illinois (11/14/16)
	1.000 (3-3)	Macon, Daryl vs Sam Houston State (12/22/16)
	1.000 (3-3)	Kingsley, Moses vs North Dakota State (12/20/16)
	1.000 (3-3)	Barford, Jaylen vs Texas (12/17/16)
	1.000 (3-3)	Kingsley, Moses vs Texas (12/17/16)
	1.000 (3-3)	Hannahs, Dusty vs Houston (12/06/16)
	1.000 (3-3)	Jones, CJ vs Southern Illinois (11/14/16)
Rebounds	13	Kingsley, Moses vs Mount St. Mary's (11/28/16)
	10	Kingsley, Moses vs Texas (12/17/16)
	10	Kingsley, Moses vs North Florida (12/10/16)
	10	Kingsley, Moses at Minnesota (11/22/16)
Assists	6	Beard, Anton vs Southern Illinois (11/14/16)
	5	Macon, Daryl vs North Dakota State (12/20/16)
	5	Kingsley, Moses vs Austin Peay (12/03/16)
	5	Macon, Daryl vs Stephen F. Austin (12/01/16)
	5	Macon, Daryl vs Southern Illinois (11/14/16)
	5	Macon, Daryl vs Fort Wayne (11/11/16)
Steals	4	Beard, Anton vs Stephen F. Austin (12/01/16)
	4	Macon, Daryl vs Fort Wayne (11/11/16)
Blocked Shots	7	Kingsley, Moses vs Fort Wayne (11/11/16)
	5	Kingsley, Moses vs Texas (12/17/16)
	5	Kingsley, Moses vs Southern Illinois (11/14/16)
Turnovers	6	Barford, Jaylen vs UT Arlington (11/18/16)
	5	Macon, Daryl at Minnesota (11/22/16)
	5	Kingsley, Moses at Minnesota (11/22/16)
	5	Thomas, Dustin vs Fort Wayne (11/11/16)
Fouls	33	Macon, Daryl vs Fort Wayne (11/11/16)
Minutes	32	Kingsley, Moses vs Texas (12/17/16)
	31	Barford, Jaylen vs UT Arlington (11/18/16)
	30	Macon, Daryl vs Houston (12/06/16)
	30	Kingsley, Moses vs UT Arlington (11/18/16)
	30	Hannahs, Dusty vs Fort Wayne (11/11/16)

POINTS »

- Scored 100+ : 12/01/2015 - 117 vs. Northwestern St.
- Scored 100+ in an SEC game: 02/10/2015 - 101 vs. Auburn
- Scored fewer than 50: 02/09/2016 - 46 at Mississippi State

OVERTIME GAMES »

- Played in an OT game: 01/30/2016 vs. Texas Tech, W, 75-68 (OT)
- Played in a 2OT game: 01/16/2013 vs. Auburn, W, 88-80 (2 OT)
- Played in a 3OT game: 02/09/1980 vs. Houston, L, 90-84 (3 OT)

VERSUS TOP-25 OPPONENTS »

- Beat an AP Top 25-ranked opponent: 01/27/2016 vs. #5 Texas A&M, W, 74-71
- Beat an AP Top 10 team: 01/27/2016 vs. #5 Texas A&M, W, 74-71
- Beat an AP Top 5 team: 01/27/2016 vs. #5 Texas A&M, W, 74-71

VERSUS TOP-25 OPPONENTS ON THE ROAD »

- Beat an AP Top 25 team on road: 02/27/2014 at #17 Kentucky, W, 71-67 (OT)
- Beat an AP Top 5 team on road: 02/09/1994 at #4 Kentucky, W, 90-82

DOUBLE-DOUBLES »

- Two players in same game: vs. Auburn (02/17/2016)
 - Moses Kingsley (20 pts, 10 rebs) and Jabril Durham (12 pts, 10 asts)

3-POINT SHOOTING »

- 10+ 3FGM in a game: 11/14/2016 - 13 vs. Southern Illinois
- 15+ 3FGM in a game: 01/09/2016 - 16 vs. Mississippi State

AT THE CHARITY STRIPE »

- Attempted 30+ FT in a game: 12/22/2016 - 40 vs. Sam Houston State
- 20+ FTM in a game: 12/22/2016 - 27 vs. Sam Houston State
- 25+ FTM in a game: 12/22/2016 - 27 (of 40) vs. Sam Houston State

POINTS »

- Scored 30-39 points in a game: 03/10/2016 - 33 by Dusty Hannahs vs. Florida
- Scored 40-49 points in a game: 01/11/1992 - 43 by Todd Day vs. LSU
- Scored 50+ points in a game: 11/13/2009 - 51 by Rotnei Clarke vs. Alcorn St.

DOUBLE-DOUBLES »

- Points/Rebounds: 12/10/2016 - 13 pts and 10 rebs by Moses Kingsley vs. North Florida
- Points/Assists: 2/17/2016 - 12 pts and 10 asts by Jabril Durham vs. Auburn

REBOUNDS »

- Had 15+ rebounds in a game: 03/07/2015 - 15 by Bobby Portis vs. LSU
- Had 20+ rebounds in a game: 11/21/1997 - 23 by Nick Davis vs. Jackson St.

THREE-POINT SHOOTING »

- 5+ 3FGM in a game: 11/14/2016 - 5 (6 att) by Dusty Hannahs vs. Southern Illinois

AT THE CHARITY STRIPE »

- 10+ FTA in a game: 12/17/2016 - 14 by Daryl Macon vs. Texas
- 10+ FTM in a game: 12/17/2016 - 14 (14 att) by Daryl Macon vs. Texas

ASSISTS »

- 5+ assists in a game: 12/20/2016 - 5 by Daryl Macon vs. North Dakota State
- Consecutive 5+ assists games: 03/05/2016 vs. South Carolina (11) and 03/10/2016 (6) vs. Florida by Jabril Durham
- 10+ assists in a game: 03/05/2016 - 11 by Jabril Durham vs. South Carolina
- Consecutive 10+ assists games: 01/16/2010 vs. Alabama (10) and 01/21/2010 vs. Florida (11) by Courtney Fortson

BLOCKS »

- Had 3+ blocks in a game: 12/22/2016 - 3 by Moses Kingsley vs. Sam Houston State
- Had 5+ blocks in a game: 12/17/2016 - 5 by Moses Kingsley vs. Texas

STEALS »

- Had 5+ steals in a game: 01/09/2016 - 6 by Jabril Durham vs. Mississippi State
- Had consecutive 5+ steal games: 01/01/2006 vs. Western Ill. (5) and 01/07/2006 vs. Miss. St. (5) by Ronnie Brewer

STARTING LINEUPS »

Date	Opponent	G	G	G	F	F	Outcome
Nov. 11	Fort Wayne	Barford	Macon	Hannahs	Thomas	Kingsley	W, 92-83
Nov. 14	Southern Illinois	Barford	Macon	Hannahs	Thomas	Kingsley	W, 90-65
Nov. 18	UT Arlington	Barford	Macon	Hannahs	Thomas	Kingsley	W, 71-67
Nov. 22	at Minnesota	Barford	Macon	Hannahs	Thomas	Kingsley	L, 85-71
Nov. 28	Mount Saint Mary's	Beard	Watkins	Hannahs	Thomas	Kingsley	W, 89-76
Dec. 1	Stephen F. Austin	Beard	Watkins	Hannahs	Thomas	Kingsley	W, 78-62
Dec. 3	Austin Peay	Barford	Macon	Watkins	Thomas	Kingsley	W, 99-62
Dec. 6	Houston	Barford	Macon	Watkins	Thomas	Kingsley	W, 84-72
Dec. 10	North Florida	Barford	Macon	Watkins	Thomas	Kingsley	W, 91-76
Dec. 17	Texas^	Barford	Macon	Watkins	Thomas	Kingsley	W, 77-74
Dec. 20	North Dakota State	Barford	Macon	Watkins	Thomas	Kingsley	W, 71-55
Dec. 22	Sam Houston State#	Hannahs	Macon	Watkins	Thomas	Kingsley	W, 90-56
Dec. 29	Florida*	--	--	--	--	--	--
Jan. 3	at Tennessee*	--	--	--	--	--	--
Jan. 7	at Kentucky*	--	--	--	--	--	--
Jan. 10	Mississippi State*	--	--	--	--	--	--
Jan. 14	Missouri*	--	--	--	--	--	--
Jan. 17	at Texas A&M*	--	--	--	--	--	--
Jan. 21	LSU*	--	--	--	--	--	--
Jan. 24	at Vanderbilt*	--	--	--	--	--	--
Jan. 28	at Oklahoma State%	--	--	--	--	--	--
Feb. 1	Alabama*	--	--	--	--	--	--
Feb. 4	at Missouri*	--	--	--	--	--	--
Feb. 7	Vanderbilt*	--	--	--	--	--	--
Feb. 11	at LSU*	--	--	--	--	--	--
Feb. 15	at South Carolina*	--	--	--	--	--	--
Feb. 18	Ole Miss*	--	--	--	--	--	--
Feb. 22	Texas A&M*	--	--	--	--	--	--
Feb. 25	at Auburn*	--	--	--	--	--	--
March 1	at Florida*	--	--	--	--	--	--
March 4	Georgia*	--	--	--	--	--	--

at Verizon Arena (North Little Rock, Ark.)

^ Lone Star Shootout (Houston, Texas)

% Big12/SEC Challenge

* SEC Game

LEADS & DEFICITS »

Date	Opponent	Largest Lead	Largest Deficit	Time Led	Time Trailed	Time Tied	Outcome
Nov. 11	Fort Wayne	15 (2nd - 2:42)	6 (1st - 8:06)	31:22	7:16	0:52	W, 92-83
Nov. 14	Southern Illinois	36 (2nd - 16:41)	3 (1st - 18:50)	37:39	0:55	1:26	W, 90-65
Nov. 18	UT Arlington	7 (2nd - 10:36)	17 (1st - 12:37)	11:37	26:34	1:49	W, 71-67
Nov. 22	at Minnesota	6 (1st - 12:50)	22 (2nd - 5:32)	6:33	30:16	3:11	L, 85-71
Nov. 28	Mount Saint Mary's	21 (2nd - 6:41)	4 (1st - 18:27)	35:10	3:05	1:45	W, 89-76
Dec. 1	Stephen F. Austin	23 (2nd - 3:15)	2 (1st - 19:22)	36:33	0:28	2:59	W, 78-62
Dec. 3	Austin Peay	41 (2nd - 8:38)	2 (1st - 19:30)	36:58	0:35	2:27	W, 99-62
Dec. 6	Houston	14 (1st - 10:25)	3 (1st - 18:40)	32:27	6:27	1:06	W, 84-72
Dec. 10	North Florida	16 (2nd - 1:12)	3 (2nd - 13:44)	29:39	6:15	4:06	W, 91-76
Dec. 17	Texas^	9 (2nd - 11:58)	7 (1st - 12:35)	2:05	22:22	15:20	W, 77-74
Dec. 20	North Dakota State	20 (2nd - 4:11)	1 (1st - 16:53)	38:22	0:40	0:57	W, 71-55
Dec. 22	Sam Houston State#	37 (2nd - 2:49)	None	38:53	None	1:07	W, 90-56
Dec. 29	Florida*	--	--	--	--	--	--
Jan. 3	at Tennessee*	--	--	--	--	--	--
Jan. 7	at Kentucky*	--	--	--	--	--	--
Jan. 10	Mississippi State*	--	--	--	--	--	--
Jan. 14	Missouri*	--	--	--	--	--	--
Jan. 17	at Texas A&M*	--	--	--	--	--	--
Jan. 21	LSU*	--	--	--	--	--	--
Jan. 24	at Vanderbilt*	--	--	--	--	--	--
Jan. 28	at Oklahoma State%	--	--	--	--	--	--
Feb. 1	Alabama*	--	--	--	--	--	--
Feb. 4	at Missouri*	--	--	--	--	--	--
Feb. 7	Vanderbilt*	--	--	--	--	--	--
Feb. 11	at LSU*	--	--	--	--	--	--
Feb. 15	at South Carolina*	--	--	--	--	--	--
Feb. 18	Ole Miss*	--	--	--	--	--	--
Feb. 22	Texas A&M*	--	--	--	--	--	--
Feb. 25	at Auburn*	--	--	--	--	--	--
March 1	at Florida*	--	--	--	--	--	--
March 4	Georgia*	--	--	--	--	--	--

^ Lone Star Shootout (Houston, Texas) | # at Verizon Arena (North Little Rock, Ark.) | % Big12/SEC Challenge | * SEC Game

HUSTLE & EFFORT »

Date	Opponent	Deflections	Charges	Steals	Dunks	Blocks
Nov. 11	Fort Wayne	39	1	9	0	9
Nov. 14	Southern Illinois	36	1	7	2	7
Nov. 18	UT Arlington	38	1	11	3	6
Nov. 22	at Minnesota	25	1	8	0	4
Nov. 28	Mount Saint Mary's	26	1	8	1	1
Dec. 1	Stephen F. Austin	37	1	12	1	1
Dec. 3	Austin Peay	48	1	9	5	11
Dec. 6	Houston	26	2	5	0	5
Dec. 10	North Florida	40	1	13	1	4
Dec. 17	Texas^	37	1	6	0	8
Dec. 20	North Dakota State	37	2	6	0	4
Dec. 22	Sam Houston State#	--	--	9	2	9
Dec. 29	Florida*	--	--	--	--	--
Jan. 3	at Tennessee*	--	--	--	--	--
Jan. 7	at Kentucky*	--	--	--	--	--
Jan. 10	Mississippi State*	--	--	--	--	--
Jan. 14	Missouri*	--	--	--	--	--
Jan. 17	at Texas A&M*	--	--	--	--	--
Jan. 21	LSU*	--	--	--	--	--
Jan. 24	at Vanderbilt*	--	--	--	--	--
Jan. 28	at Oklahoma State%	--	--	--	--	--
Feb. 1	Alabama*	--	--	--	--	--
Feb. 4	at Missouri*	--	--	--	--	--
Feb. 7	Vanderbilt*	--	--	--	--	--
Feb. 11	at LSU*	--	--	--	--	--
Feb. 15	at South Carolina*	--	--	--	--	--
Feb. 18	Ole Miss*	--	--	--	--	--
Feb. 22	Texas A&M*	--	--	--	--	--
Feb. 25	at Auburn*	--	--	--	--	--
March 1	at Florida*	--	--	--	--	--
March 4	Georgia*	--	--	--	--	--
TOTALS		433	13	103	15	69

^ Lone Star Shootout (Houston, Texas) | # at Verizon Arena (North Little Rock, Ark.) | % Big12/SEC Challenge | * SEC Game

» GAME-BY-GAME LEADERS »

Date	Opponent	Points	Rebounds	Assists	Steals	Blocks
Nov. 11	Fort Wayne	Hannahs (23)	Kingsley (9)	Macon (5)	Macon (4)	Kingsley (7)
Nov. 14	Southern Illinois	Hannahs (19)	Kingsley (7)	Beard (6)	Seven Players (1)	Kingsley (5)
Nov. 18	UT Arlington	Barford (17)	Three Players (6)	Four Players (2)	Barford (3)	Kingsley (4)
Nov. 22	at Minnesota	Hannahs (20)	Kingsley (10)	Three Players (3)	Watkins (3)	Kingsley (3)
Nov. 28	Mount Saint Mary's	Macon (15)	Kingsley (13)	Two Players (4)	Two Players (2)	Kingsley (1)
Dec. 1	Stephen F. Austin	Hannahs (15)	Watkins (7)	Macon (5)	Beard (4)	Jones (1)
Dec. 3	Austin Peay	Bailey (14)	Two Players (7)	Kingsley (5)	Two Players (2)	Two Players (3)
Dec. 6	Houston	Two Players (17)	Kingsley (9)	Watkins (4)	Beard (2)	Two Players (2)
Dec. 10	North Florida	Hannahs (17)	Kingsley (10)	Two Players (4)	Two Players (3)	Barford (2)
Dec. 17	Texas^	Macon (23)	Kingsley (10)	Two Players (2)	Hannahs (2)	Kingsley (5)
Dec. 20	North Dakota State	Macon (15)	Kingsley (8)	Macon (5)	Watkins (3)	Thompson (2)
Dec. 22	Sam Houston State#	Two Players (17)	Two Players (7)	Thompson (3)	Three Players (2)	Two Players (3)
Dec. 29	Florida*	--	--	--	--	--
Jan. 3	at Tennessee*	--	--	--	--	--
Jan. 7	at Kentucky*	--	--	--	--	--
Jan. 10	Mississippi State*	--	--	--	--	--
Jan. 14	Missouri*	--	--	--	--	--
Jan. 17	at Texas A&M*	--	--	--	--	--
Jan. 21	LSU*	--	--	--	--	--
Jan. 24	at Vanderbilt*	--	--	--	--	--
Jan. 28	at Oklahoma State%	--	--	--	--	--
Feb. 1	Alabama*	--	--	--	--	--
Feb. 4	at Missouri*	--	--	--	--	--
Feb. 7	Vanderbilt*	--	--	--	--	--
Feb. 11	at LSU*	--	--	--	--	--
Feb. 15	at South Carolina*	--	--	--	--	--
Feb. 18	Ole Miss*	--	--	--	--	--
Feb. 22	Texas A&M*	--	--	--	--	--
Feb. 25	at Auburn*	--	--	--	--	--
March 1	at Florida*	--	--	--	--	--
March 4	Georgia*	--	--	--	--	--

^ Lone Star Shootout (Houston, Texas) | # at Verizon Arena (North Little Rock, Ark.) | % Big12/SEC Challenge | * SEC Game

» MISCELLANEOUS TEAM STATS »

Date	Opponent	W/L	Points In Paint			Pts Off Turnovers			2nd Chance Pts			Fast Break Pts			
			Ark	Opp.	Diff.	Ark	Opp.	Diff.	Ark	Opp.	Diff.	Ark	Opp.	Diff.	
Nov. 11	Fort Wayne	W	52	22	+30	16	12	+4	9	21	-12	24	0	+24	
Nov. 14	Southern Illinois	W	30	28	+2	21	17	+4	11	10	+1	17	2	+15	
Nov. 18	UT Arlington	W	24	20	+4	28	20	+8	9	18	-9	10	8	+2	
Nov. 22	at Minnesota	L	46	38	+8	11	26	-15	11	13	-2	6	4	+2	
Nov. 28	Mount Saint Mary's	W	48	34	+14	18	10	+8	13	6	+7	21	9	+12	
Dec. 1	Stephen F. Austin	W	36	28	+8	29	24	+5	12	9	+3	20	4	+16	
Dec. 3	Austin Peay	W	52	40	+12	25	8	+17	26	10	+16	28	7	+21	
Dec. 6	Houston	W	38	38	0	15	19	-4	13	9	+4	12	12	0	
Dec. 10	North Florida	W	38	20	+18	21	12	+9	22	6	+16	10	2	+8	
Dec. 17	Texas^	W	32	32	0	12	8	+4	11	18	-7	13	11	+2	
Dec. 20	North Dakota State	W	24	18	+6	15	19	-4	16	5	+11	5	2	+3	
Dec. 22	Sam Houston State#	W	32	32	0	17	13	+4	9	3	+6	8	10	-2	
Dec. 29	Florida*	--	--	--	--	--	--	--	--	--	--	--	--	--	
Jan. 3	at Tennessee*	--	--	--	--	--	--	--	--	--	--	--	--	--	
Jan. 7	at Kentucky*	--	--	--	--	--	--	--	--	--	--	--	--	--	
Jan. 10	Mississippi State*	--	--	--	--	--	--	--	--	--	--	--	--	--	
Jan. 14	Missouri*	--	--	--	--	--	--	--	--	--	--	--	--	--	
Jan. 17	at Texas A&M*	--	--	--	--	--	--	--	--	--	--	--	--	--	
Jan. 21	LSU*	--	--	--	--	--	--	--	--	--	--	--	--	--	
Jan. 24	at Vanderbilt*	--	--	--	--	--	--	--	--	--	--	--	--	--	
Jan. 28	at Oklahoma State%	--	--	--	--	--	--	--	--	--	--	--	--	--	
Feb. 1	Alabama*	--	--	--	--	--	--	--	--	--	--	--	--	--	
Feb. 4	at Missouri*	--	--	--	--	--	--	--	--	--	--	--	--	--	
Feb. 7	Vanderbilt*	--	--	--	--	--	--	--	--	--	--	--	--	--	
Feb. 11	at LSU*	--	--	--	--	--	--	--	--	--	--	--	--	--	
Feb. 15	at South Carolina*	--	--	--	--	--	--	--	--	--	--	--	--	--	
Feb. 18	Ole Miss*	--	--	--	--	--	--	--	--	--	--	--	--	--	
Feb. 22	Texas A&M*	--	--	--	--	--	--	--	--	--	--	--	--	--	
Feb. 25	at Auburn*	--	--	--	--	--	--	--	--	--	--	--	--	--	
March 1	at Florida*	--	--	--	--	--	--	--	--	--	--	--	--	--	
March 4	Georgia*	--	--	--	--	--	--	--	--	--	--	--	--	--	
TOTALS			11-1	452	350	+102	228	188	+40	162	128	+34	174	71	+103

^ Lone Star Shootout (Houston, Texas) | # at Verizon Arena (North Little Rock, Ark.) | % Big12/SEC Challenge | * SEC Game

at guard... a six-three junior... from Jackson, Tennessee... number zero...

JAYLEN BARFORD



» @JBarford1 NEWS & NOTES »

- Has scored in double-figures and recorded multiple assists in eight out of the first 12 games.
- Fourth on the team in scoring, averaging 10.3 points per game.
- Scored a career-high 17 pts, six rebounds and three steals in the win vs. UT Arlington.
- Junior college transfer from Motlow State Community College.
- Ranked at the No. 1 junior college transfer in the 2016 class.
- Named one of 15 Impact JUCO Transfers by Jon Rothstein.
- Led the nation last year in scoring at 26.2 points per game and paced the country in field goals made (310-527) and total point (837).
- Scored 20+ points 31 times in JUCO, 30+ 12 times.
- Was named First Team All-American and TCCAA Player of the Year last season.

» GAME-BY-GAME STATS »

Opponent	Date	gs	min	fg	tfg	pct	3fg	t3fg	pct	ft	tft	pct	off	def	tot	avg	pf	a	t/o	blk	stl	pts	avg
FORT WAYNE	11/11/16	*	27	4-9	.444	1-1	1.000	1-2	.500	1	4	5	5.0	3	4	2	0	1	10	10.0			
SOUTHERN ILLINOIS	11/14/16	*	22	4-7	.571	1-2	.500	0-2	.000	0	2	2	3.5	2	2	2	0	0	1	9	9.5		
UT ARLINGTON	11/18/16	*	31	6-12	.500	1-2	.500	4-6	.667	3	3	6	4.3	1	2	6	0	3	17	12.0			
at Minnesota	11/22/16	*	25	5-9	.556	0-1	.000	2-2	1.000	1	1	2	3.8	3	2	2	0	1	12	12.0			
MOUNT ST. MARY'S	11/28/16		23	5-8	.625	2-4	.500	1-1	1.000	0	1	1	3.2	2	1	0	0	2	13	12.2			
STEPHEN F. AUSTIN	12/01/16		20	2-6	.333	0-3	.000	4-5	.800	1	2	3	3.2	2	1	3	0	1	8	11.5			
AUSTIN PEAY	12/03/16	*	21	5-10	.500	1-3	.333	1-1	1.000	0	6	6	3.6	2	4	0	1	2	12	11.6			
HOUSTON	12/06/16	*	15	1-5	.200	0-1	.000	0-0	.000	0	1	1	3.3	1	1	2	0	2	10.4				
NORTH FLORIDA	12/10/16	*	25	6-16	.375	1-5	.200	1-4	.250	2	2	4	3.3	1	3	1	2	3	14	10.8			
vs Texas	12/17/16	*	26	4-10	.400	0-3	.000	3-3	1.000	0	3	3	3.3	4	3	2	1	1	11	10.8			
NORTH DAKOTA STATE	12/20/16	*	22	2-7	.286	0-2	.000	0-0	.000	1	2	3	3.3	2	2	3	0	0	4	10.2			
vs Sam Houston State	12/22/16		17	3-9	.333	1-3	.333	4-5	.800	0	3	3	3.3	2	1	0	0	1	11	10.3			
Totals			9	274	47-108	.435	8-30	.267	21-31	.677	9	30	39	3.3	25	26	23	4	15	123	10.3		

Games played: 12
Minutes/game: 22.8
Points/game: 10.3
FG Pct: 43.5
3FG Pct: 26.7
FT Pct: 67.7

Rebounds/game: 3.3
Assists/game: 2.2
Turnovers/game: 1.9
Assist/turnover ratio: 1.1
Steals/game: 1.3
Blocks/game: 0.3

» SEASON/CAREER HIGHS »

POINTS

Season: 17 vs. UT Arlington (11/18/16)
Career: 17 vs. UT Arlington (11/18/16)

FIELD GOALS

Season: 6 (2x) last vs. North Florida (12/10/16)
Career: 6 (2x) last vs. North Florida (12/10/16)

FIELD GOALS ATTEMPTED

Season: 16 vs. North Florida (12/10/16)
Career: 16 vs. North Florida (12/10/16)

3-POINT FIELD GOALS

Season: 2 vs. Mount St. Mary's (11/28/16)
Career: 2 vs. Mount St. Mary's (11/28/16)

3-POINT FG ATTEMPTS

Season: 5 vs. North Florida (12/10/16)
Career: 5 vs. North Florida (12/10/16)

FREE THROWS MADE

Season: 4 (3x) last vs. Sam Houston State (12/22/16)
Career: 4 (3x) last vs. Sam Houston State (12/22/16)

FREE THROWS ATTEMPTS

Season: 6 vs. UT Arlington (11/18/16)
Career: 6 vs. UT Arlington (11/18/16)

REBOUNDS

Season: 6 (2x) last vs. Austin Peay (12/3/16)
Career: 6 (2x) last vs. Austin Peay (12/3/16)

ASSISTS

Season: 4 vs. Fort Wayne (11/11/16)
Career: 4 vs. Fort Wayne (11/11/16)

STEALS

Season: 3 (2x) last vs. North Florida (12/10/16)
Career: 3 (2x) last vs. North Florida (12/10/16)

BLOCKS

Season: 2 vs. North Florida (12/10/16)
Career: 2 vs. North Florida (12/10/16)

MINUTES

Season: 31 vs. UT Arlington (11/18/16)
Career: 31 vs. UT Arlington (11/18/16)

» CAREER STATISTICS AT ARKANSAS »

Season	gp-gs		Total		3-Point		F-Throws		Rebounds				Scoring					
			fg-tfg	pct	fg-tfg	pct	ft-fta	pct	off	def	tot	avg	pf	fo	ast	to	blk	stl
2016-17	12-9	274/22.8	47-108	.435	8-30	.267	21-31	.677	9	30	39	3.3	25	0	26	23	4	15
TOTAL	12-9	274/22.8	47-108	.435	8-30	.267	21-31	.677	9	30	39	3.3	25	0	26	23	4	15

at forward... a six-nine junior... from Madison, Arkansas... number one...

TREY THOMPSON



@T_Top24 NEWS & NOTES »

- Second on the team in blocks with 10.
- Has multiple blocks in five games this year.
- Is set to graduate a year early this summer and start graduate school next fall during his senior year.
- Averaged 3.1 points and 4.3 rebounds per game last season as a sophomore.
- Scored a career high 13 points against LSU (2/23/16) after going a perfect 6-6 from the field.
- Recorded a career high nine rebounds and four blocked shots against Texas Tech last season (1/30/16).
- Went to high school with teammate RJ Glasper.

» GAME-BY-GAME STATS »

Opponent	Date	gs	min	fg-fga	pct	3fg-fga	pct	ft-fga	pct	off	def	tot	avg	pf	a	t/o	blk	stl	pts	avg
FORT WAYNE	11/11/16	13	2-2	1.000	0-0	.000	1-2	.500	0	4	4	4.0	3	1	0	2	0	5	5.0	
SOUTHERN ILLINOIS	11/14/16	15	1-3	.333	0-0	.000	2-2	1.000	1	3	4	4.0	3	1	1	0	1	4	4.5	
UT ARLINGTON	11/18/16	7	1-2	.500	0-0	.000	1-1	1.000	3	1	4	4.0	2	0	2	0	0	3	4.0	
at Minnesota	11/22/16	13	0-0	.000	0-0	.000	0-0	.000	0	3	3	3.8	1	2	1	0	0	0	3.0	
MOUNT ST. MARY'S	11/28/16	13	0-1	.000	0-0	.000	0-0	.000	1	4	5	4.0	3	1	0	0	1	0	2.4	
STEPHEN F. AUSTIN	12/01/16	6	0-0	.000	0-0	.000	0-0	.000	0	1	1	3.5	3	0	0	0	0	0	2.0	
AUSTIN PEAY	12/03/16	13	2-2	1.000	0-0	.000	0-0	.000	2	2	4	3.6	0	1	0	2	2	4	2.3	
HOUSTON	12/06/16	13	2-2	1.000	0-0	.000	0-0	.000	0	1	1	3.3	3	2	0	2	0	4	2.5	
NORTH FLORIDA	12/10/16	13	2-2	1.000	0-0	.000	2-4	.500	2	0	2	3.1	2	0	0	0	1	6	2.9	
vs Texas	12/17/16	8	1-4	.250	0-0	.000	1-2	.500	2	1	3	3.1	2	0	0	0	0	3	2.9	
NORTH DAKOTA STATE	12/20/16	12	1-2	.500	0-0	.000	0-0	.000	0	4	4	3.2	4	0	2	2	0	2	2.8	
vs Sam Houston State	12/22/16	14	0-0	.000	0-0	.000	0-0	.000	1	5	6	3.4	1	3	2	2	1	0	2.6	
Totals		0	140	12-20	.600	0-0	.000	7-11	.636	12	29	41	3.4	27	11	8	10	6	31	2.6

Games played: 12
Minutes/game: 11.7
Points/game: 2.6
FG Pct: 60.0
FT Pct: 63.6

Rebounds/game: 3.4
Assists/game: 0.9
Turnovers/game: 0.7
Assist/turnover ratio: 1.4
Steals/game: 0.5
Blocks/game: 0.8

» SEASON/CAREER HIGHS »

POINTS

Season: 6 vs. North Florida (12/10/16)
Career: 13 vs. LSU (Feb. 23, 2016)

FIELD GOALS

Season: 2 (4x) last vs. North Florida (12/10/16)
Career: 6 vs. LSU (2/23/16)

FIELD GOALS ATTEMPTED

Season: 4 vs. Texas (12/17/16)
Career: 7 vs. Tennessee Tech (12/12/15)

3-POINT FIELD GOALS

Season: --
Career: --

3-POINT FG ATTEMPTS

Season: --
Career: --

FREE THROWS MADE

Season: 2 (2x) last vs. North Florida (12/10/16)
Career: 4 at Texas A&M (1/2/16)

FREE THROWS ATTEMPTS

Season: 4 vs. North Florida (12/10/16)
Career: 5 at Texas A&M (1/2/16)

REBOUNDS

Season: 6 vs. Sam Houston State (12/22/16)
Career: 9 vs. Texas Tech (1/30/16)

ASSISTS

Season: 3 vs. Sam Houston State (12/22/16)
Career: 5 vs. North Florida (12/22/15)

STEALS

Season: 2 vs. Austin Peay (12/3/16)
Career: 2 vs. Austin Peay (12/3/16)

BLOCKS

Season: 2 (5x) last vs. Sam Houston State (12/22/16)
Career: 4 vs. Texas Tech (1/30/16)

MINUTES

Season: 15 vs. Southern Illinois (11/14/16)
Career: 29 vs. LSU (2/23/16)

» CAREER STATISTICS AT ARKANSAS »

			Total		3-Point		F-Throws		Rebounds											Scoring	
Season	gp-gs	min/avg	fg-fga	pct	fg-fga	pct	ft-fla	pct	off	def	tot	avg	pf	fo	ast	to	blk	stl	pts	avg	
2014-15	14-0	33/2.4	1-5	.200	0-0	.000	3-3	1.000	3	3	6	0.4	3	0	1	4	1	1	5	0.4	
2015-16	29-1	503/17.3	37-61	.607	0-0	.000	16-31	.516	28	96	124	4.3	88	6	36	33	27	13	90	3.1	
2016-17	12-0	140/11.7	12-20	.600	0-0	.000	7-11	.636	12	29	41	3.4	27	0	11	8	10	6	31	2.6	
TOTAL	55-1	676/12.3	50-86	.581	0-0	.000	26-45	.578	43	128	171	3.1	118	6	48	45	38	20	126	2.3	

at forward... a **six-six** freshman... from Campti, **Louisiana**... number **two**...

ADRIOBAILEY



@AdrioBailey NEWS & NOTES »

- Led the team in points (14) and rebounds (7) in the 99-62 victory over Austin Peay.
- Recorded career highs in points (14), rebounds (7), assists (2) and blocks (2) against Austin Peay.
- Scored his first collegiate points against Stephen F. Austin, a back door cut for a throw down slam.
- Ranked the No. 11 player in the state of Louisiana.
- Ranked the No. 50 small forward in the 2016 class by Rivals.com.
- Averaged 19.5 points, 12.7 rebounds and 3.9 blocks per game last season as a senior in high school.

» GAME-BY-GAME STATS »

Opponent	Date	gs	min	fg-fga	pct	3fg-fga	pct	ft-fga	pct	pts	reb	ast	blk	stl	pts	avg
FORT WAYNE	11/11/16	3	0-0	.000	0-0	.000	0-0	.000	0	1	1	1.0	1	0	0	0.0
SOUTHERN ILLINOIS	11/14/16	7	0-1	.000	0-0	.000	0-2	.000	1	0	1	1.0	1	0	3	0.0
UT ARLINGTON	11/18/16	dnf	-	-	-	-	-	-	-	-	-	-	-	-	-	-
at Minnesota	11/22/16	5	0-1	.000	0-0	.000	0-0	.000	0	1	1	1.0	0	0	0	0.0
MOUNT ST. MARY'S	11/28/16	4	0-0	.000	0-0	.000	0-0	.000	0	0	0	0.8	0	1	0	0.0
STEPHEN F. AUSTIN	12/01/16	12	1-1	1.000	0-0	.000	0-0	.000	0	0	0	0.6	4	0	1	0.4
AUSTIN PEAY	12/03/16	18	7-8	.875	0-0	.000	0-0	.000	4	3	7	1.7	2	2	2	2.7
HOUSTON	12/06/16	7	0-1	.000	0-0	.000	1-2	.500	1	1	2	1.7	1	1	1	2.4
NORTH FLORIDA	12/10/16	6	1-1	1.000	0-0	.000	1-2	.500	1	0	1	1.6	1	0	0	2.5
vs Texas	12/17/16	dnf	-	-	-	-	-	-	-	-	-	-	-	-	-	-
NORTH DAKOTA STATE	12/20/16	9	1-2	.500	0-0	.000	0-1	.000	0	1	1	1.6	0	0	0	2.4
vs Sam Houston State	12/22/16	11	1-2	.500	0-0	.000	2-4	.500	0	2	2	1.6	2	0	1	2.6
Totals		0	82	11-17	.647	0-0	.000	4-11	.364	7	9	1.6	12	4	9	2.6

Games played: 10
Minutes/game: 8.2
Points/game: 2.6
FG Pct: 64.7
FT Pct: 36.4

Rebounds/game: 1.6
Assists/game: 0.4
Turnovers/game: 0.9
Assist/turnover ratio: 0.4
Steals/game: 0.5
Blocks/game: 0.3

» SEASON/CAREER HIGHS »

POINTS

Season: 14 vs. Austin Peay (12/3/16)
Career: 14 vs. Austin Peay (12/3/16)

FIELD GOALS

Season: 7 vs. Austin Peay (12/3/16)
Career: 7 vs. Austin Peay (12/3/16)

FIELD GOALS ATTEMPTED

Season: 8 vs. Austin Peay (12/3/16)
Career: 8 vs. Austin Peay (12/3/16)

3-POINT FIELD GOALS

Season: --
Career: --

3-POINT FG ATTEMPTS

Season: --
Career: --

FREE THROWS MADE

Season: 2 vs. Sam Houston State (12/22/16)
Career: 2 vs. Sam Houston State (12/22/16)

FREE THROWS ATTEMPTS

Season: 4 vs. Sam Houston State (12/22/16)
Career: 4 vs. Sam Houston State (12/22/16)

REBOUNDS

Season: 7 vs. Austin Peay (12/3/16)
Career: 7 vs. Austin Peay (12/3/16)

ASSISTS

Season: 2 vs. Austin Peay (12/3/16)
Career: 2 vs. Austin Peay (12/3/16)

STEALS

Season: 2 vs. Sam Houston State (12/22/16)
Career: 2 vs. Sam Houston State (12/22/16)

BLOCKS

Season: 2 vs. Austin Peay (12/3/16)
Career: 2 vs. Austin Peay (12/3/16)

MINUTES

Season: 18 vs. Austin Peay (12/3/16)
Career: 18 vs. Austin Peay (12/3/16)

» CAREER STATISTICS AT ARKANSAS »

Season	gp-gs		Total		3-Point		F-Throws		Rebounds				Scoring				
	gp-gs	min/avg	fg-fga	pct	fg-fga	pct	ft-fga	pct	off	def	tot	avg	pts	fg	ast	to	blk
2016-17	10-0	82/8.2	11-17	.647	0-0	.000	4-11	.364	7	9	16	1.6	12	0	4	9	3
TOTAL	10-0	82/8.2	11-17	.647	0-0	.000	4-11	.364	7	9	16	1.6	12	0	4	9	3

at guard... a **six-three** redshirt-senior... from Little Rock, **Arkansas**... number **three**...

DUSTY HANNAHS



» @D_Hannahs NEWS & NOTES »

- Scored a career-high 33 points against Florida last year in the SEC Tournament.
- Took his last final exam on Dec. 14 and finished his degree from the Walton College of Business.
- Has scored in double figures in 18 of the last 19 contests, dating back to last season.
- Of the 598 players in the nation who have scored 150+ points, Hannahs is 45th in points per 40 mins with 26.6.
- Is 42-of-47 (.894) from the charity stripe this season, ranking fourth in the SEC and 35th in the country.
- Leads the team in scoring at 14.9 points per game.
- Reached the 1,000 point club for his career in the season opener with a 23-point effort.
- Scheduled to graduate in December with a degree Supply Chain Management.
- Named to the Preseason Second Team All-SEC as voted on by the league coaches.
- One of 20 players on the Jerry West Shooting Guard of the Year Award watch list.
- Ranked No. 97 player in the nation by CBS Sports.

» GAME-BY-GAME STATS »

Opponent	Date	qs	min	fg-fga	pct	3fg-fga	pct	ft-fa	pct	off	def	tot	avg	pt	a	t/o	blk	stl	pts	avg
FORT WAYNE	11/11/16	*	30	7-17	.412	1-6	.167	8-10	.800	1	0	1	1.0	1	2	1	0	1	23	23.0
SOUTHERN ILLINOIS	11/14/16	*	20	5-7	.714	5-6	.833	4-4	1.000	1	4	5	3.0	2	1	1	0	0	19	21.0
UT ARLINGTON	11/18/16	*	27	2-10	.200	2-7	.286	5-6	.833	1	0	1	2.3	1	2	0	0	1	11	17.7
at Minnesota	11/22/16	*	29	7-12	.583	1-2	.500	5-5	1.000	1	1	2	2.3	1	0	3	0	0	20	18.3
MOUNT ST. MARY'S	11/28/16	*	20	4-14	.286	0-5	.000	4-4	1.000	1	1	2	2.2	1	1	1	0	1	12	17.0
STEPHEN F. AUSTIN	12/01/16	*	24	5-9	.556	0-2	.000	5-5	1.000	0	0	0	1.8	1	2	1	0	1	15	16.7
AUSTIN PEAY	12/03/16	*	21	5-12	.417	3-5	.600	0-0	.000	0	1	1	1.7	2	0	0	0	0	13	16.1
HOUSTON	12/06/16	*	17	6-11	.545	2-5	.400	3-3	1.000	1	0	1	1.6	2	1	2	0	0	17	16.3
NORTH FLORIDA	12/10/16	*	25	5-10	.500	2-6	.333	5-5	1.000	0	1	1	1.6	0	3	2	1	0	17	16.3
vs Texas	12/17/16	*	24	5-11	.455	3-6	.500	2-3	.667	0	0	0	1.4	3	1	2	0	2	15	16.2
NORTH DAKOTA STATE	12/20/16	*	19	4-10	.400	3-7	.429	0-0	.000	0	2	2	1.5	1	3	2	0	1	11	15.7
vs Sam Houston State	12/22/16	*	23	2-7	.286	1-5	.200	1-2	.500	1	3	4	1.7	2	1	3	0	0	6	14.9
Totals			7	279	57-130	.438	23-62	.371	42-47	.894	7	13	20	1.7	17	17	18	1	179	14.9

Games played: 12
Minutes/game: 23.3
Points/game: 14.9
FG Pct: 43.8
3FG Pct: 37.1
FT Pct: 89.4

Rebounds/game: 1.7
Assists/game: 1.4
Turnovers/game: 1.5
Assist/turnover ratio: 0.9
Steals/game: 0.6
Blocks/game: 0.1

» SEASON/CAREER HIGHS »

POINTS

Season: 23 vs. Fort Wayne (11/11/16)
Career: 33 vs. Florida (3/10/16)

FIELD GOALS

Season: 7 (2x) last at Minnesota (11/22/16)
Career: 12 vs. Florida (3/10/16)

FIELD GOALS ATTEMPTED

Season: 17 vs. Fort Wayne (11/11/16)
Career: 23 vs. Florida (3/10/16)

3-POINT FIELD GOALS

Season: 5 vs. Southern Illinois (11/14/16)
Career: 8 vs. Mississippi State (1/9/16)

3-POINT FG ATTEMPTS

Season: 7 vs. North Dakota State (12/20/16)
Career: 13 vs. Mississippi State (1/9/16)

FREE THROWS MADE

Season: 8 vs. Fort Wayne (11/11/16)
Career: 10 vs. Evansville (12/8/15)

FREE THROWS ATTEMPTS

Season: 10 vs. Fort Wayne (11/11/16)
Career: 10 (3x) last vs. Fort Wayne (11/11/16)

REBOUNDS

Season: 5 vs. Southern Illinois (11/14/16)
Career: 6 (2x) last vs. Missouri (2/20/16)

ASSISTS

Season: 3 (2x) last vs. North Dakota State (12/20/16)
Career: 6 at West Virginia (1/28/14)^

STEALS

Season: 2 vs. Texas (12/17/16)
Career: 3 (2x) last vs. Mississippi State (1/9/15)

BLOCKS

Season: 1 vs. North Florida (12/10/16)
Career: 1 (3x) last vs. North Florida (12/10/16)

MINUTES

Season: 30 vs. Fort Wayne (11/11/16)
Career: 40 vs. Texas Tech (1/30/16)

^ - at Texas Tech

» CAREER STATISTICS AT ARKANSAS »

			Total		3-Point		F-Throws		Rebounds											Scoring	
Season	gp-gs	min/avg	fg-fga	pct	fg-fga	pct	ft-fa	pct	off	def	tot	avg	pf	fo	ast	to	blk	stl	pts	avg	
2015-16	32-20	866/27.1	174-380	.458	81-187	.433	100-115	.870	19	58	77	2.4	68	0	29	41	0	20	529	16.5	
2016-17	12-7	279/23.3	57-130	.438	23-62	.371	42-47	.894	7	13	20	1.7	17	0	17	18	1	7	179	14.9	
TOTAL	44-27	1145/26.0	231-510	.453	104-249	.418	142-162	.877	26	71	97	2.2	85	0	46	59	1	27	708	16.1	

at guard... a six-three junior... from Little Rock, Arkansas... number four...

DARYL MACON



» @YoD4__ NEWS & NOTES »

- Has led or tied the team-high in scoring in each of the last three games.
- Scored a career-high 23 points against Texas and was named the Lone Star Shootout MVP.
- His 14-of-14 free throw performance against Texas was the 2nd most makes in program history without a miss.
- Has made 24 consecutive free throws over the last four games.
- Is 41-of-45 (.911) from the charity stripe this season, ranking third in the SEC and 21st in the country.
- Has scored at least 12 points in nine of the 12 games this season, including five straight.
- Is the only player in the last 30 years to have 13+ points, 7+ rebounds, 5+ assists and 4+ steals in his Razorback debut. (Via @HogStats)
- Ranked as the No. 3 junior college transfer in the 2016 class.
- Named one of 15 Impact JUCO Transfers by Jon Rothstein.
- Averaged 23.9 points, 3.7 rebounds, and 3.2 assists per game as a sophomore at Holmes CC.

» GAME-BY-GAME STATS »

Opponent	Date	gs	min	fg-fga	pct	3fg-fga	pct	ft-fa	pct	off	def	tot	avg	pf	a	t/o	blk	stl	pts	avg	
FORT WAYNE	11/11/16	*	33	5-11	.455	2-6	.333	1-2	.500	2	5	7	7.0	3	5	4	0	4	13	13.0	
SOUTHERN ILLINOIS	11/14/16	*	20	4-6	.667	4-6	.667	0-0	.000	0	2	2	4.5	2	5	0	1	1	12	12.5	
UT ARLINGTON	11/18/16	*	26	2-6	.333	0-3	.000	3-4	.750	0	2	2	3.7	4	0	1	0	2	7	10.7	
at Minnesota	11/22/16	*	26	4-11	.364	0-4	.000	4-4	1.000	1	4	5	4.0	1	1	5	0	2	12	11.0	
MOUNT ST. MARY'S	11/28/16		18	4-7	.571	2-3	.667	5-6	.833	0	0	0	3.2	3	2	1	0	0	15	11.8	
STEPHEN F. AUSTIN	12/01/16		22	3-8	.375	1-4	.250	0-0	.000	0	0	0	2.7	3	5	1	0	2	7	11.0	
AUSTIN PEAY	12/03/16	*	15	4-7	.571	0-3	.000	0-0	.000	0	4	4	2.9	2	1	1	0	1	8	10.6	
HOUSTON	12/06/16	*	30	5-9	.556	3-4	.750	4-5	.800	1	2	3	2.9	1	3	3	0	1	17	11.4	
NORTH FLORIDA	12/10/16	*	23	3-6	.500	2-5	.400	5-5	1.000	0	4	4	3.0	2	4	3	0	3	13	11.6	
vs Texas	12/17/16	*	29	4-12	.333	1-5	.200	14-14	1.000	1	3	4	3.1	1	3	1	0	1	23	12.7	
NORTH DAKOTA STATE	12/20/16	*	24	5-12	.417	3-5	.600	2-2	1.000	4	2	6	3.4	0	5	4	0	1	15	12.9	
vs Sam Houston State	12/22/16	*	23	6-9	.667	2-5	.400	3-3	1.000	0	1	1	3.2	1	1	1	0	2	17	13.3	
Totals			10	289	49-104	.471	20-53	.377	41-45	.911	9	29	38	3.2	23	35	25	1	20	159	13.3

Games played: 12
Minutes/game: 24.1
Points/game: 13.3
FG Pct: 47.1
3FG Pct: 37.7
FT Pct: 91.1

Rebounds/game: 3.2
Assists/game: 2.9
Turnovers/game: 2.1
Assist/turnover ratio: 1.4
Steals/game: 1.7
Blocks/game: 0.1

» SEASON/CAREER HIGHS »

POINTS

Season: 23 vs. Texas (12/17/16)

Career: 23 vs. Texas (12/17/16)

FIELD GOALS

Season: 6 vs. Sam Houston State (12/22/16)

Career: 6 vs. Sam Houston State (12/22/16)

FIELD GOALS ATTEMPTED

Season: 12 (2x) last vs. North Dakota State (12/20/16)

Career: 12 (2x) last vs. North Dakota State (12/20/16)

3-POINT FIELD GOALS

Season: 4 vs. Southern Illinois (11/14/16)

Career: 4 vs. Southern Illinois (11/14/16)

3-POINT FG ATTEMPTS

Season: 6 (2x) last vs. Southern Illinois (11/14/16)

Career: 6 (2x) last vs. Southern Illinois (11/14/16)

FREE THROWS MADE

Season: 14 vs. Texas (12/17/16)

Career: 14 vs. Texas (12/17/16)

FREE THROWS ATTEMPTS

Season: 14 vs. Texas (12/17/16)

Career: 14 vs. Texas (12/17/16)

REBOUNDS

Season: 7 vs. Fort Wayne (11/11/16)

Career: 7 vs. Fort Wayne (11/11/16)

ASSISTS

Season: 5 (3x) last vs. North Dakota State (12/20/16)

Career: 5 (3x) last vs. North Dakota State (12/20/16)

STEALS

Season: 4 vs. Fort Wayne (11/11/16)

Career: 4 vs. Fort Wayne (11/11/16)

BLOCKS

Season: 1 vs. Southern Illinois (11/14/16)

Career: 1 vs. Southern Illinois (11/14/16)

MINUTES

Season: 33 vs. Fort Wayne (11/11/16)

Career: 33 vs. Fort Wayne (11/11/16)

» CAREER STATISTICS AT ARKANSAS »

Season	gp-gs	min/avg	Total		3-Point		F-Throws		Rebounds				Scoring					
			fg-fga	pct	fg-fga	pct	ft-fa	pct	off	def	tot	avg	pf	fo	ast	to	blk	stl
2016-17	12-10	289/24.1	49-104	.471	20-53	.377	41-45	.911	9	29	38	3.2	23	0	35	25	1	20
TOTAL	12-10	289/24.1	49-104	.471	20-53	.377	41-45	.911	9	29	38	3.2	23	0	35	25	1	20

at forward... a six-eight junior... from St. Louis, Missouri... number five...

ARLANDO COOK



@ ballxbooks NEWS & NOTES »

- Had a career-high three blocks and six rebounds against Sam Houston State in 15 minutes of action.
- Went 4-for-4 from the charity stripe in the final 2 minutes against Texas.
- Played a season-high 17 minutes off the bench against Texas.
- Three of his four baskets against Southern Illinois were lay-ups in transition.
- Has a rebound in eight straight games and has scored in 10 of 12 games this season.
- Junior college transfer from Connors State College
- Ranked as the No. 6 junior college transfer in the 2016 class.
- Averaged 16.0 points and 10.1 rebounds per game last season as a sophomore at Connors State College.
- Totaled 15 double-doubles, eight 20-point games and 16 10+ rebound performances last season.

» GAME-BY-GAME STATS »

Opponent	Date	gs	min	fg-tfg	pct	3fg-tfg	pct	ft-tft	pct	off	def	tot	avg	pf	a	t/o	blk	stl	pts	avg
FORT WAYNE	11/11/16	5		0-0	.000	0-0	.000	0-0	.000	0	0	0	0.0	3	0	2	0	0	0	0.0
SOUTHERN ILLINOIS	11/14/16	13		4-8	.500	0-0	.000	1-1	1.000	0	2	2	1.0	0	0	1	1	1	9	4.5
UT ARLINGTON	11/18/16	13		0-2	.000	0-0	.000	1-2	.500	1	0	1	1.0	0	0	1	1	1	1	3.3
at Minnesota	11/22/16	14		2-3	.667	0-0	.000	0-0	.000	0	0	0	0.8	4	0	3	1	1	4	3.5
MOUNT ST. MARY'S	11/28/16	13		1-4	.250	0-0	.000	1-2	.500	0	2	2	1.0	1	1	0	0	0	3	3.4
STEPHEN F. AUSTIN	12/01/16	9		1-2	.500	0-0	.000	0-0	.000	1	0	1	1.0	0	0	0	0	0	2	3.2
AUSTIN PEAY	12/03/16	15		2-4	.500	0-0	.000	0-0	.000	3	0	3	1.3	1	2	0	0	1	4	3.3
HOUSTON	12/06/16	10		0-1	.000	0-0	.000	0-0	.000	1	0	1	1.3	0	0	0	0	0	0	2.9
NORTH FLORIDA	12/10/16	12		2-4	.500	0-0	.000	0-0	.000	3	1	4	1.6	2	0	1	0	2	4	3.0
vs Texas	12/17/16	17		1-1	1.000	0-0	.000	4-4	1.000	0	2	2	1.6	4	1	0	1	1	6	3.3
NORTH DAKOTA STATE	12/20/16	13		1-3	.333	0-0	.000	2-2	1.000	1	2	3	1.7	0	1	0	0	0	4	3.4
vs Sam Houston State	12/22/16	15		2-3	.667	0-0	.000	0-0	.000	0	6	6	2.1	3	0	1	3	0	4	3.4
Totals		0	149	16-35	.457	0-0	.000	9-11	.818	10	15	25	2.1	18	5	9	7	7	41	3.4

Games played: 12
Minutes/game: 12.4
Points/game: 3.4
FG Pct: 45.7
FT Pct: 81.8

Rebounds/game: 2.1
Assists/game: 0.4
Turnovers/game: 0.8
Assist/turnover ratio: 0.6
Steals/game: 0.6
Blocks/game: 0.6

» SEASON/CAREER HIGHS »

POINTS

Season: 9 vs. Southern Illinois (11/14/16)
Career: 9 vs. Southern Illinois (11/14/16)

FIELD GOALS

Season: 4 vs. Southern Illinois (11/14/16)
Career: 4 vs. Southern Illinois (11/14/16)

FIELD GOALS ATTEMPTED

Season: 8 vs. Southern Illinois (11/14/16)
Career: 8 vs. Southern Illinois (11/14/16)

3-POINT FIELD GOALS

Season: --
Career: --

3-POINT FG ATTEMPTS

Season: --
Career: --

FREE THROWS MADE

Season: 4 vs. Texas (12/17/16)
Career: 4 vs. Texas (12/17/16)

FREE THROWS ATTEMPTS

Season: 4 vs. Texas (12/17/16)
Career: 4 vs. Texas (12/17/16)

REBOUNDS

Season: 6 vs. Sam Houston State (12/22/16)
Career: 6 vs. Sam Houston State (12/22/16)

ASSISTS

Season: 2 vs. Austin Peay (12/3/16)
Career: 2 vs. Austin Peay (12/3/16)

STEALS

Season: 2 vs. North Florida (12/10/16)
Career: 2 vs. North Florida (12/10/16)

BLOCKS

Season: 3 vs. Sam Houston State (12/22/16)
Career: 3 vs. Sam Houston State (12/22/16)

MINUTES

Season: 17 vs. Texas (12/17/16)
Career: 17 vs. Texas (12/17/16)

» CAREER STATISTICS AT ARKANSAS »

			Total		3-Point		F-Throws		Rebounds											Scoring	
Season	gp-gs	min/avg	fg-fga	pct	fg-fga	pct	ft-fa	pct	off	def	tot	avg	pf	fo	ast	to	blk	stl	pts	avg	
2016-17	12-0	149/12.4	16-35	.457	0-0	.000	9-11	.818	10	15	25	2.1	18	0	5	9	7	7	41	3.4	
TOTAL	12-0	149/12.4	16-35	.457	0-0	.000	9-11	.818	10	15	25	2.1	18	0	5	9	7	7	41	3.4	

at forward... a **six-eight** freshman... from Fort Wayne, **Indiana**... number **twelve**...

BRACHENHAZEN



@Brachen_ NEWS & NOTES »

- Pulled down a career-high five rebounds in only seven minutes against Sam Houston State.
- Tipped in his first points as a Razorback against Austin Peay off an offensive rebound.
- Saw his first action as a Razorback against Southern Illinois.
- Ranked the No. 7 player in the state of Indiana.
- No. 50 small forward in the 2016 class by 247Sports.
- Averaged 16.1 points, 9.3 rebounds, 2.6 assists, 1.4 steals and 1.8 blocks per game as a senior at Columbia City High School.

» GAME-BY-GAME STATS »

Opponent	Date	gs	min	fg-fga	pct	3fg-fga	pct	ft-fa	pct	off	def	tot	avg	pf	a	to	blk	stl	pts	avg
FORT WAYNE	11/11/16	dnp	-	-	-	-	-	-	-	-	-	-	-	-	-	-	-	-	-	-
SOUTHERN ILLINOIS	11/14/16	8	0-0	.000	0-0	.000	0-0	.000	1	1	2	2.0	3	0	4	0	0	0	0	0.0
UT ARLINGTON	11/18/16	dnp	-	-	-	-	-	-	-	-	-	-	-	-	-	-	-	-	-	-
at Minnesota	11/22/16	3	0-0	.000	0-0	.000	0-0	.000	0	0	0	1.0	0	0	0	0	0	0	0	0.0
MOUNT ST. MARY'S	11/28/16	1	0-0	.000	0-0	.000	0-2	.000	0	0	0	0.7	0	0	0	0	0	0	0	0.0
STEPHEN F. AUSTIN	12/01/16	2	0-0	.000	0-0	.000	0-0	.000	0	1	1	0.8	0	0	0	0	0	0	0	0.0
AUSTIN PEAY	12/03/16	9	1-2	.500	0-0	.000	0-0	.000	1	0	1	0.8	1	0	0	0	0	2	0.4	
HOUSTON	12/06/16	dnp	-	-	-	-	-	-	-	-	-	-	-	-	-	-	-	-	-	-
NORTH FLORIDA	12/10/16	1	0-0	.000	0-0	.000	0-0	.000	0	0	0	0.7	0	0	0	0	0	0	0	0.3
vs Texas	12/17/16	dnp	-	-	-	-	-	-	-	-	-	-	-	-	-	-	-	-	-	-
NORTH DAKOTA STATE	12/20/16	1	0-0	.000	0-0	.000	1-2	.500	0	0	0	0.6	0	0	0	0	0	1	0.4	
vs Sam Houston State	12/22/16	7	0-2	.000	0-1	.000	0-0	.000	0	5	5	1.1	1	1	0	0	0	0	0.4	
Totals		0	32	1-4	.250	0-1	.000	1-4	.250	2	7	9	1.1	5	1	4	0	3	0.4	

Games played: 8
Minutes/game: 4.0
Points/game: 0.4
FG Pct: 25.0
3FG Pct: 0.0
FT Pct: 25.0

Rebounds/game: 1.1
Assists/game: 0.1
Turnovers/game: 0.5
Assist/turnover ratio: 0.3

» SEASON/CAREER HIGHS »

POINTS

Season: 2 vs. Austin Peay (12/3/16)
Career: 2 vs. Austin Peay (12/3/16)

FIELD GOALS

Season: 1 vs. Austin Peay (12/3/16)
Career: 1 vs. Austin Peay (12/3/16)

FIELD GOALS ATTEMPTED

Season: 2 (2x) last vs. Sam Houston State (12/22/16)
Career: 2 (2x) last vs. Sam Houston State (12/22/16)

3-POINT FIELD GOALS

Season: --
Career: --

3-POINT FG ATTEMPTS

Season: 1 vs. Sam Houston State (12/22/16)
Career: 1 vs. Sam Houston State (12/22/16)

FREE THROWS MADE

Season: 1 vs. North Dakota State (12/20/16)
Career: 1 vs. North Dakota State (12/20/16)

FREE THROWS ATTEMPTS

Season: 2 (2x) last vs. North Dakota State (12/20/16)
Career: 2 (2x) last vs. North Dakota State (12/20/16)

REBOUNDS

Season: 5 vs. Sam Houston State (12/22/16)
Career: 5 vs. Sam Houston State (12/22/16)

ASSISTS

Season: 1 vs. Sam Houston State (12/22/16)
Career: 1 vs. Sam Houston State (12/22/16)

STEALS

Season:
Career:

BLOCKS

Season:
Career:

MINUTES

Season: 9 vs. Austin Peay (12/3/16)
Career: 9 vs. Austin Peay (12/3/16)

» CAREER STATISTICS AT ARKANSAS »

Season	gp-gs	min/avg	Total		3-Point		F-Throws		Rebounds				Scoring					
			fg-fga	pct	fg-fga	pct	ft-fa	pct	off	def	tot	avg	pf	fo	ast	to	blk	stl
2016-17	8-0	32/4.0	1-4	.250	0-1	.000	1-4	.250	2	7	9	1.1	5	0	1	4	0	0
TOTAL	8-0	32/4.0	1-4	.250	0-1	.000	1-4	.250	2	7	9	1.1	5	0	1	4	0	0

at forward... a **six-eight** redshirt junior... from Texarkana, **Texas**... number **thirteen**...

DUSTIN THOMAS



>> @YehThatsMe_DT13 NEWS & NOTES >>

- Pulled down seven first half rebounds against Sam Houston State, including two on the offensive end.
- Has an assist in six of the last eight games and three-plus helpers in three of the last six.
- Tied a career-high with four assists against Austin Peay.
- Scored nine first-half points against Mount St. Mary's to lead the team at the break.
- Sat out the season due to NCAA four-year transfer rules.
- Averaged 4.0 points and 2.5 rebounds per game over two years at Colorado.
- Scored a career high 17 points and three steals against Southern California his sophomore year.

>> GAME-BY-GAME STATS >>

Opponent	Date	gs	min	fg-tfg	pct	3fg-tfg	pct	ft-fta	pct	off	def	tot	avg	pf	a	to	blk	stl	pts	avg
FORT WAYNE	11/11/16	*	18	4-6	.667	0-0	.000	2-3	.667	1	5	6	6.0	5	0	3	0	0	10	10.0
SOUTHERN ILLINOIS	11/14/16	*	18	1-3	.333	0-0	.000	0-0	.000	1	0	1	3.5	1	4	0	0	1	2	6.0
UT ARLINGTON	11/18/16	*	28	1-3	.333	0-0	.000	6-8	.750	2	4	6	4.3	4	2	1	1	2	8	6.7
at Minnesota	11/22/16	*	12	1-5	.200	0-0	.000	3-4	.750	1	1	2	3.8	4	0	1	0	0	5	6.3
MOUNT ST. MARY'S	11/28/16	*	23	6-7	.857	1-1	1.000	0-0	.000	1	4	5	4.0	3	1	0	0	1	13	7.6
STEPHEN F. AUSTIN	12/01/16	*	21	4-8	.500	0-0	.000	1-2	.500	2	0	2	3.7	2	1	2	0	0	9	7.8
AUSTIN PEAY	12/03/16	*	16	3-6	.500	0-1	.000	1-2	.500	0	3	3	3.6	2	4	1	0	0	7	7.7
HOUSTON	12/06/16	*	23	4-7	.571	0-0	.000	3-4	.750	2	3	5	3.8	4	3	1	1	0	11	8.1
NORTH FLORIDA	12/10/16	*	22	2-5	.400	0-0	.000	4-4	1.000	2	6	8	4.2	1	3	1	0	0	8	8.1
vs Texas	12/17/16	*	21	0-3	.000	0-0	.000	0-0	.000	2	1	3	4.1	4	0	0	1	0	0	7.3
NORTH DAKOTA STATE	12/20/16	*	13	2-6	.333	0-0	.000	2-2	1.000	2	0	2	3.9	4	0	0	0	0	6	7.2
vs Sam Houston State	12/22/16	*	17	1-3	.333	0-0	.000	4-6	.667	2	5	7	4.2	1	1	0	0	1	6	7.1
Totals			12	232	29-62	.468	1-2	.500	26-35	.743	18	32	50	4.2	35	19	10	3	85	7.1

Games played: 12
Minutes/game: 19.3
Points/game: 7.1
FG Pct: 46.8
3FG Pct: 50.0
FT Pct: 74.3

Rebounds/game: 4.2
Assists/game: 1.6
Turnovers/game: 0.8
Assist/turnover ratio: 1.9
Steals/game: 0.4
Blocks/game: 0.3

>> SEASON/CAREER HIGHS >>

POINTS

Season: 13 vs. Mount St. Mary's (11/28/16)

Career: 17 vs. USC (01/04/15)^

FIELD GOALS

Season: 6 vs. Mount St. Mary's (11/28/16)

Career: 6 vs. Mount St. Mary's (11/28/16)

FIELD GOALS ATTEMPTED

Season: 8 vs. Stephen F. Austin (12/1/16)

Career: 8 (2x) last vs. Stephen F. Austin (12/1/16)

3-POINT FIELD GOALS

Season: 1 vs. Mount St. Mary's (11/28/16)

Career: 3 vs. USC (Jan. 4, 2015)^

3-POINT FG ATTEMPTS

Season: 1 (2x) last vs. Austin Peay (12/3/16)

Career: 3 (3x) last vs. USC (01/04/15)^

FREE THROWS MADE

Season: 6 vs. UT Arlington (11/18/16)

Career: 6 vs. UT Arlington (11/18/16)

FREE THROWS ATTEMPTS

Season: 8 vs. UT Arlington (11/18/16)

Career: 8 (2x) last vs. UT Arlington (11/18/16)

REBOUNDS

Season: 8 vs. North Florida (12/10/16)

Career: 8 vs. North Florida (12/10/16)

ASSISTS

Season: 4 (2x) last vs. Austin Peay (12/3/16)

Career: 4 (2x) last vs. Southern Illinois (11/14/16)

STEALS

Season: 2 vs. UT Arlington (11/18/16)

Career: 3 vs. USC (01/04/15)^

BLOCKS

Season: 1 (3x) last vs. Texas (12/17/16)

Career: 2 (2x) last vs. California (02/12/15)^

MINUTES

Season: 28 vs. UT Arlington (11/18/16)

Career: 30 at UCLA (01/31/15)^

^ - at Colorado

>> CAREER STATISTICS AT ARKANSAS >>

Season	gp-gs min/avg		Total		3-Point		F-Throws		Rebounds				Scoring					
			fg-tfg	pct	fg-tfg	pct	ft-fta	pct	off	def	tot	avg	pf	fo	ast	to	blk	stl
2016-17	12-12	232/19.3	29-62	.468	1-2	.500	26-35	.743	18	32	50	4.2	35	1	19	10	3	5
TOTAL	12-12	232/19.3	29-62	.468	1-2	.500	26-35	.743	18	32	50	4.2	35	1	19	10	3	5

at guard... a **six-three** senior... from Fayetteville, **Arkansas**... number **twenty-one**...

MANNY WATKINS



» @ManualeWatkins NEWS & NOTES »

- Is 15th in the country in assist/turnover ratio at 3.9 among players with 25-plus assists.
- His assist-turnover ratio ranks 2nd in the SEC and 8th among high-major players.
- Has seven turnovers in 259 minutes of action.
- Averaging 2.0 steals over the last nine games (18).
- After having six double-digit scoring efforts in his first 76 games, he opened the 2016-17 campaign with a 10-point effort against Fort Wayne.
- Son of Associate Head Coach Melvin Watkins.
- Averaged 5.1 points and 3.0 rebounds per game as a junior.

» GAME-BY-GAME STATS »

Opponent	Date	gs	min	fg-fga	pct	3fg-fga	pct	ft-fa	pct	off	def	tot	avg	pf	a	t/o	blk	stl	pts	avg
FORT WAYNE	11/11/16	27	5-6	.833	0-0	.000	0-0	.000	0	3	3	3.0	2	2	0	0	0	0	10	10.0
SOUTHERN ILLINOIS	11/14/16	21	2-5	.400	0-0	.000	0-0	.000	2	1	3	3.0	2	4	0	0	1	4	7.0	
UT ARLINGTON	11/18/16	20	3-5	.600	0-0	.000	1-1	1.000	1	2	3	3.0	0	1	0	0	1	7	7.0	
at Minnesota	11/22/16	22	2-6	.333	0-0	.000	0-0	.000	2	2	4	3.3	3	1	1	0	3	4	6.3	
MOUNT ST. MARY'S	11/28/16	*	22	4-6	.667	0-0	.000	0-0	.000	2	4	6	3.8	0	4	0	0	2	8	6.6
STEPHEN F. AUSTIN	12/01/16	*	21	4-7	.571	0-0	.000	0-0	.000	1	6	7	4.3	2	1	1	0	2	8	6.8
AUSTIN PEAY	12/03/16	*	16	1-2	.500	0-0	.000	2-2	1.000	0	1	1	3.9	0	3	0	0	1	4	6.4
HOUSTON	12/06/16	*	27	2-6	.333	0-0	.000	2-2	1.000	1	6	7	4.3	1	4	0	0	1	6	6.4
NORTH FLORIDA	12/10/16	*	22	2-6	.333	0-0	.000	3-4	.750	2	2	4	4.2	2	4	2	0	3	7	6.4
vs Texas	12/17/16	*	20	3-4	.750	0-0	.000	0-0	.000	1	3	4	4.2	2	0	1	0	1	6	6.4
NORTH DAKOTA STATE	12/20/16	*	25	1-2	.500	0-0	.000	2-2	1.000	0	6	6	4.4	1	2	1	0	3	4	6.2
vs Sam Houston State	12/22/16	*	16	1-1	1.000	0-0	.000	0-1	.000	0	2	2	4.2	2	1	1	0	2	2	5.8
Totals		8	259	30-56	.536	0-0	.000	10-12	.833	12	38	50	4.2	17	27	7	0	20	70	5.8

Games played: 12
Minutes/game: 21.6
Points/game: 5.8
FG Pct: 53.6
FT Pct: 83.3

Rebounds/game: 4.2
Assists/game: 2.3
Turnovers/game: 0.6
Assist/turnover ratio: 3.9
Steals/game: 1.7

» SEASON/CAREER HIGHS »

POINTS

Season: 10 vs. Fort Wayne (11/11/16)

Career: 14 (2x) last at Wake Forest (12/04/15)

FIELD GOALS

Season: 5 vs. Fort Wayne (11/11/16)

Career: 6 at Wake Forest (12/04/15)

FIELD GOALS ATTEMPTED

Season: 7 vs. Stephen F. Austin (12/1/16)

Career: 10 at Texas A&M (01/02/16)

3-POINT FIELD GOALS

Season: --

Career: --

3-POINT FG ATTEMPTS

Season: --

Career: 2 vs. Iona (11/30/14)

FREE THROWS MADE

Season: 3 vs. North Florida (12/10/16)

Career: 4 vs. Charleston Southern (11/20/15)

FREE THROWS ATTEMPTS

Season: 4 vs. North Florida (12/10/16)

Career: 4 (7x) last vs. North Florida (12/10/16)

REBOUNDS

Season: 7 (2x) last vs. Houston (12/6/16)

Career: 9 vs. Northwestern State (12/01/15)

ASSISTS

Season: 4 (4x) last vs. North Florida (12/10/16)

Career: 5 (2x) last vs. Northwestern State (12/01/15)

STEALS

Season: 3 (3x) last vs. North Dakota State (12/20/16)

Career: 5 vs. Wake Forest (11/19/14)

BLOCKS

Season: --

Career: 1 (3x) last vs. Auburn (02/17/16)

MINUTES

Season: 27 (2x) last vs. Houston (12/6/16)

Career: 36 at Dayton (12/30/15)

» CAREER STATISTICS AT ARKANSAS »

			Total		3-Point		F-Throws		Rebounds											Scoring	
Season	gp-gs	min/avg	fg-fga	pct	fg-fga	pct	ft-fla	pct	off	def	tot	avg	pf	fo	ast	to	blk	stl	pts	avg	
2013-14	8-0	27/3.4	2-3	.667	0-0	.000	1-2	.500	1	3	4	0.5	2	0	1	2	0	3	5	0.6	
2014-15	36-0	502/13.9	38-68	.559	0-7	.000	17-24	.708	17	56	73	2.0	54	0	39	28	0	37	93	2.6	
2015-16	32-9	629/19.7	69-145	.476	0-1	.000	25-46	.543	29	67	96	3.0	55	1	66	24	3	28	163	5.1	
	12-8	259/21.6	30-56	.536	0-0	.000	10-12	.833	12	38	50	4.2	17	0	27	7	0	20	70	5.8	
TOTAL	88-17	1417/16.1	139-272	.511	0-8	.000	53-84	.631	59	164	223	2.5	128	1	133	61	3	88	331	3.8	

at guard... a six-five freshman... from Birmingham, Alabama... number twenty-three...

C.J. JONES



@CJ_Jones2 NEWS & NOTES »

- Hit a career-high three 3-pointers against Austin Peay, tying a career-high with 11 points. Also swatted three shots in the 99-62 victory.
- Saw his first action in the Southern Illinois game, scoring 11 points on 2-of-4 shooting from behind the arc, 3-of-5 from the field.
- His first two baskets as a Razorback were a wide open 3-pointer 33 seconds after subbing in, followed by an alley-oop dunk from Anton Beard shortly after.
- Sat out the season opener due to an injury (sprained knee).
- Ranked as the No. 6 player in the state of Alabama.
- Led his high school team in scoring his final two seasons.
- Averaged 28 points, 6 rebounds, 4 assists and 3 steals per game as a senior.

» GAME-BY-GAME STATS »

OPPONENT	DATE	QS	MIN	FG	3PT	FT	REB	AST	BLK	STL	PTS	AVG
FORT WAYNE	11/11/16	dnp	-	-	-	-	-	-	-	-	-	-
SOUTHERN ILLINOIS	11/14/16	17	3-5	.600	2-4	.500	3-3	1.000	0	2	2	2.0
UT ARLINGTON	11/18/16	dnp	-	-	-	-	-	-	-	-	-	-
at Minnesota	11/22/16	4	0-0	.000	0-0	.000	0-0	.000	0	0	0	1.0
MOUNT ST. MARY'S	11/28/16	14	1-4	.250	1-3	.333	2-2	1.000	0	1	1	1.0
STEPHEN F. AUSTIN	12/01/16	11	2-5	.400	2-2	1.000	0-0	.000	0	1	1	1.0
AUSTIN PEAY	12/03/16	15	4-6	.667	3-4	.750	0-0	.000	0	0	0.8	2.0
HOUSTON	12/06/16	7	1-2	.500	1-2	.500	0-0	.000	0	2	2	1.0
NORTH FLORIDA	12/10/16	5	0-1	.000	0-1	.000	0-0	.000	0	1	1	0.0
vs Texas	12/17/16	dnp	-	-	-	-	-	-	-	-	-	-
NORTH DAKOTA STATE	12/20/16	11	0-0	.000	0-0	.000	0-0	.000	0	2	2	1.1
vs Sam Houston State	12/22/16	14	3-5	.600	1-2	.500	0-2	.000	0	1	1	1.1
Totals		0	98	14-28	.500	10-18	.556	5-7	.714	0	10	10

Games played: 9
Minutes/game: 10.9
Points/game: 4.8
FG Pct: 50.0
3FG Pct: 55.6
FT Pct: 71.4

Rebounds/game: 1.1
Assists/game: 0.7
Turnovers/game: 0.3
Assist/turnover ratio: 2.0
Blocks/game: 0.6

» SEASON/CAREER HIGHS »

POINTS

Season: 11 (2x) last vs. Austin Peay (12/3/16)
Career: 11 (2x) last vs. Austin Peay (12/3/16)

FIELD GOALS

Season: 4 vs. Austin Peay (12/3/16)
Career: 4 vs. Austin Peay (12/3/16)

FIELD GOALS ATTEMPTED

Season: 6 vs. Austin Peay (12/3/16)
Career: 6 vs. Austin Peay (12/3/16)

3-POINT FIELD GOALS

Season: 3 vs. Austin Peay (12/3/16)
Career: 3 vs. Austin Peay (12/3/16)

3-POINT FG ATTEMPTS

Season: 4 (2x) last vs. Austin Peay (12/3/16)
Career: 4 (2x) last vs. Austin Peay (12/3/16)

FREE THROWS MADE

Season: 3 vs. Southern Illinois (11/14/16)
Career: 3 vs. Southern Illinois (11/14/16)

FREE THROWS ATTEMPTS

Season: 3 vs. Southern Illinois (11/14/16)
Career: 3 vs. Southern Illinois (11/14/16)

REBOUNDS

Season: 2 (3x) last vs. North Dakota State (12/20/16)
Career: 2 (3x) last vs. North Dakota State (12/20/16)

ASSISTS

Season: 2 vs. Austin Peay (12/3/16)
Career: 2 vs. Austin Peay (12/3/16)

STEALS

Season: --
Career: --

BLOCKS

Season: 3 vs. Austin Peay (12/3/16)
Career: 3 vs. Austin Peay (12/3/16)

MINUTES

Season: 17 vs. Southern Illinois (11/14/16)
Career: 17 vs. Southern Illinois (11/14/16)

» CAREER STATISTICS AT ARKANSAS »

			Total		3-Point		F-Throws		Rebounds											Scoring	
Season	gp-gs	min/avg	fg-fga	pct	fg-fga	pct	ft-fita	pct	off	def	tot	avg	pf	fo	ast	to	blk	stl	pts	avg	
2016-17	9-0	98/10.9	14-28	.500	10-18	.556	5-7	.714	0	10	10	1.1	9	0	6	3	5	0	43	4.8	
TOTAL	9-0	98/10.9	14-28	.500	10-18	.556	5-7	.714	0	10	10	1.1	9	0	6	3	5	0	43	4.8	

at guard... a **six-foot** junior... from North Little Rock, **Arkansas**... number **thirty one**...

ANTON BEARD



» @AntonBeard31 NEWS & NOTES »

- Recorded a season-high 16 points against Sam Houston State in his hometown of North Little Rock last Thursday.
- Has taken three of the team's 13 charges this season.
- Has 29 assists and only 12 turnovers to start the year.
- Has brought down multiple rebounds in eight of the last 10 games and three or more rebounds in seven of the last 10.
- Has an offensive board in nine of the last 11 games, including multiple in two of the last three games.
- Scored 12 points in the second half against UT Arlington.
- Recorded a career-high six assists in the victory over Southern Illinois.
- Five of his seven double-digit efforts last season came against SEC opponents.
- Scored a career high 18 points at Georgia (1/23/16) last season on 5 of 9 shooting from the field.

» GAME-BY-GAME STATS »

Opponent	Date	gs	min	fg-tfg	pct	3fg-tfg	pct	ft-tft	pct	off	def	tot	avg	pf	a	t/o	blk	stl	pts	avg	
FORT WAYNE	11/11/16	16	4-6	.667	2-3	.667	2-3	.667	0	1	1	1.0	4	3	0	0	2	12	12.0		
SOUTHERN ILLINOIS	11/14/16	17	2-6	.333	1-4	.250	0-0	.000	1	0	1	1.0	1	6	1	0	1	5	8.5		
UT ARLINGTON	11/18/16	18	4-8	.500	2-3	.667	2-2	1.000	1	5	6	2.7	2	2	0	0	0	12	9.7		
at Minnesota	11/22/16	20	2-6	.333	0-1	.000	0-0	.000	5	0	5	3.3	1	2	1	0	0	4	8.3		
MOUNT ST. MARY'S	11/28/16	*	23	4-8	.500	2-3	.667	1-2	.500	3	1	4	3.4	0	3	1	0	0	11	8.8	
STEPHEN F. AUSTIN	12/01/16	*	23	2-5	.400	0-2	.000	5-6	.833	1	2	3	3.3	3	3	2	0	4	9	8.8	
AUSTIN PEAY	12/03/16	17	2-9	.222	1-4	.250	2-2	1.000	2	2	4	3.4	2	4	1	0	1	7	8.6		
HOUSTON	12/06/16	24	3-6	.500	0-2	.000	3-5	.600	1	1	2	3.3	2	1	1	0	2	9	8.6		
NORTH FLORIDA	12/10/16	20	3-8	.375	0-3	.000	0-0	.000	0	0	0	2.9	0	2	1	0	1	6	8.3		
vs Texas	12/17/16	23	2-9	.222	0-2	.000	2-2	1.000	2	3	5	3.1	3	2	2	0	0	6	8.1		
NORTH DAKOTA STATE	12/20/16	24	3-7	.429	3-6	.500	2-2	1.000	0	1	1	2.9	3	0	2	0	0	11	8.4		
vs Sam Houston State	12/22/16	18	4-6	.667	2-3	.667	6-8	.750	2	1	3	2.9	1	1	0	0	0	16	9.0		
Totals		2	243	35-84	.417	13-36	.361	25-32	.781	18	17	35	2.9	22	29	12	0	11	108	9.0	

Games played: 12
Minutes/game: 20.3
Points/game: 9.0
FG Pct: 41.7
3FG Pct: 36.1
FT Pct: 78.1

Rebounds/game: 2.9
Assists/game: 2.4
Turnovers/game: 1.0
Assist/turnover ratio: 2.4
Steals/game: 0.9

» SEASON/CAREER HIGHS »

POINTS

Season: 16 vs. Sam Houston State (12/22/16)
Career: 18 at Georgia (1/23/16)

FIELD GOALS

Season: 4 (4x) last vs. Sam Houston State (12/22/16)
Career: 5 (4x) last at Missouri (1/12/16)

FIELD GOALS ATTEMPTED

Season: 9 (2x) last vs. Texas (12/17/16)
Career: 13 at Dayton (12/30/15)

3-POINT FIELD GOALS

Season: 3 vs. North Dakota State (12/20/16)
Career: 4 at Ole Miss (Feb. 14, 2015)

3-POINT FG ATTEMPTS

Season: 6 vs. North Dakota State (12/20/16)
Career: 7 at Dayton (12/30/15)

FREE THROWS MADE

Season: 6 vs. Sam Houston State (12/22/16)
Career: 7 at Georgia (1/23/16)

FREE THROWS ATTEMPTS

Season: 8 vs. Sam Houston State (12/22/16)
Career: 9 at Georgia (1/23/16)

REBOUNDS

Season: 6 vs. UT Arlington (11/18/16)
Career: 7 vs. Delaware State (11/21/15)

ASSISTS

Season: 6 vs. Southern Illinois (11/14/16)
Career: 5 (4x) last at Dayton (12/30/15)

STEALS

Season: 4 vs. Stephen F. Austin (12/1/16)
Career: 5 vs. Milwaukee (12/22/14)

BLOCKS

Season: --
Career: 1 at Missouri (1/12/16)

MINUTES

Season: 24 (2x) last vs. North Dakota State (12/20/16)
Career: 33 vs. Tennessee (3/13/15)

» CAREER STATISTICS AT ARKANSAS »

			Total		3-Point		F-Throws		Rebounds											Scoring	
Season	gp-gs	min/avg	fg-fga	pct	fg-fga	pct	ft-fa	pct	off	def	tot	avg	pf	fo	ast	to	blk	stl	pts	avg	
2014-15	35-16	662/18.9	66-172	.384	31-88	.352	35-55	.636	31	36	67	1.9	84	4	53	32	0	35	198	5.7	
2015-16	23-1	481/20.9	57-164	.348	19-66	.288	27-42	.643	13	40	53	2.3	53	2	41	17	2	24	160	7.0	
2016-17	12-2	243/20.3	35-84	.417	13-36	.361	25-32	.781	18	17	35	2.9	22	0	29	12	0	11	108	9.0	
TOTAL	70-19	1386/19.8	158-420	.376	63-190	.332	87-129	.674	62	93	155	2.2	159	6	123	61	2	70	466	6.7	

at forward... a **six-ten** senior... from Abuja, **Nigeria**... number **thirty-three**...

MOSES KINGSLEY



» @KingMoses_ NEWS & NOTES »

- Is tied for 9th in the country with three games of 5-plus blocks.
- Leads the SEC and ranks T-13th in the country with 2.9 blocks per game.
- Is currently the SEC's active leader in double-doubles with 19.
- Third on the team in scoring at 11.3 points per game.
- Has eight games this season with multiple blocks, three with five or more swats.
- Is one of 8 players in program history to reach 800 points, 500 rebounds and 100 blocks.
- Finished one rebound, one point and three blocks away from his first triple-double in the season opener.
- Preseason SEC Player of the Year (Media). Third in school history (Ronnie Brewer/Joe Johnson).
- Preseason first team All-SEC (Coaches).
- On watch lists for the Wooden Award, Naismith Trophy, Kareem Abdul-Jabbar Award and Lute Olson Award.

» GAME-BY-GAME STATS »

Opponent	Date	gs	min	fg	fga	pct	3fg	3fga	pct	ft	fta	pct	off	def	tot	avg	pf	a	t/o	blk	stl	pts	avg
FORT WAYNE	11/11/16	*	28	4-9	.444	0-0	.000	1-2	.500	3	6	9	9.0	4	3	0	7	1	1	9	9.0		
SOUTHERN ILLINOIS	11/14/16	*	22	4-10	.400	0-1	.000	7-7	1.000	1	6	7	8.0	1	0	1	5	1	1	5	19	12.0	
UT ARLINGTON	11/18/16	*	30	2-5	.400	0-0	.000	1-2	.500	1	2	3	6.3	4	1	3	4	1	5	1	5	9.7	
at Minnesota	11/22/16	*	27	3-8	.375	0-0	.000	4-5	.800	2	8	10	7.3	5	0	2	3	1	1	10	9.8		
MOUNT ST. MARY'S	11/28/16	*	26	3-8	.375	0-0	.000	3-6	.500	5	8	13	8.4	3	4	3	1	0	9	9.6			
STEPHEN F. AUSTIN	12/01/16	*	29	4-5	.800	0-0	.000	4-5	.800	1	5	6	8.0	2	2	1	0	2	12	10.0			
AUSTIN PEAY	12/03/16	*	22	4-7	.571	1-1	1.000	4-4	1.000	3	4	7	7.9	3	5	4	3	0	13	10.4			
HOUSTON	12/06/16	*	27	6-9	.667	0-0	.000	2-3	.667	4	5	9	8.0	2	1	3	2	1	14	10.9			
NORTH FLORIDA	12/10/16	*	26	5-7	.714	0-0	.000	3-4	.750	2	8	10	8.2	4	1	3	1	0	13	11.1			
vs Texas	12/17/16	*	32	2-8	.250	0-0	.000	3-3	1.000	1	9	10	8.4	1	0	2	5	0	7	10.7			
NORTH DAKOTA STATE	12/20/16	*	27	4-10	.400	0-1	.000	3-3	1.000	1	7	8	8.4	3	0	2	1	0	11	10.7			
vs Sam Houston State	12/22/16	*	23	5-9	.556	0-0	.000	7-9	.778	3	4	7	8.3	1	2	1	3	0	17	11.3			
Totals			12	319	46-95	.484	1-3	.333	42-53	.792	27	72	99	8.3	33	19	25	35	7	135	11.3		

Games played: 12
Minutes/game: 26.6
Points/game: 11.3
FG Pct: 48.4
3FG Pct: 33.3
FT Pct: 79.2

Rebounds/game: 8.3
Assists/game: 1.6
Turnovers/game: 2.1
Assist/turnover ratio: 0.8
Steals/game: 0.6
Blocks/game: 2.9

» SEASON/CAREER HIGHS »

POINTS

Season: 17 vs. Sam Houston State (12/22/16)
Career: 26 at Dayton (Dec. 30, 2015)

FIELD GOALS

Season: 6 vs. Houston (12/6/16)
Career: 11 vs. North Florida (Dec. 22, 2015)

FIELD GOALS ATTEMPTED

Season: 10 (2x) last vs. North Dakota State (12/20/16)
Career: 17 (2x) last vs. Vanderbilt (1/5/16)

3-POINT FIELD GOALS

Season: 1 vs. Austin Peay (12/3/16)
Career: 1 (2x) last vs. Austin Peay (12/3/16)

3-POINT FG ATTEMPTS

Season: 1 vs. Austin Peay (12/3/16)
Career: 1 (3x) last vs. Austin Peay (12/3/16)

FREE THROWS MADE

Season: 7 (2x) last vs. Sam Houston State (12/22/16)
Career: 9 vs. LSU (Feb. 23, 2016)

FREE THROWS ATTEMPTS

Season: 9 vs. Sam Houston State (12/22/16)
Career: 14 vs. Auburn (Feb. 17, 2016)

REBOUNDS

Season: 13 vs. Mount St. Mary's (11/28/16)
Career: 14 (2x) last vs. Florida (3/10/16)

ASSISTS

Season: 5 vs. Austin Peay (12/3/16)
Career: 5 vs. Austin Peay (12/3/16)

STEALS

Season: 2 vs. Stephen F. Austin (12/1/16)
Career: 4 (2x) last vs. Auburn (2/17/16)

BLOCKS

Season: 7 vs. Fort Wayne (11/11/16)
Career: 8 vs. Tennessee Tech (12/12/15)

MINUTES

Season: 32 vs. Texas (12/17/16)
Career: 40 at Dayton (12/30/15)

» CAREER STATISTICS AT ARKANSAS »

			Total		3-Point		F-Throws		Rebounds											Scoring	
Season	gp-gs	min/avg	fg-fga	pct	fg-fga	pct	ft-fa	pct	off	def	tot	avg	pf	fo	ast	to	blk	stl	pts	avg	
2013-14	32-0	368/11.5	43-81	.531	1-2	.500	41-63	.651	39	63	102	3.2	41	0	7	14	49	14	128	4.0	
2014-15	36-4	391/10.9	49-101	.485	0-0	.000	33-53	.623	45	45	90	2.5	56	0	11	23	38	15	131	3.6	
2015-16	32-31	945/29.5	183-334	.548	0-0	.000	142-223	.637	103	196	299	9.3	94	4	39	65	76	36	508	15.9	
2016-17	12-12	319/26.6	46-95	.484	1-3	.333	42-53	.792	27	72	99	8.3	33	1	19	25	35	7	135	11.3	
TOTAL	112-47	2023/18.1	321-611	.525	2-5	.400	258-392	.658	214	376	590	5.3	224	5	76	127	198	72	902	8.1	

GAME 1

Arkansas vs Fort Wayne

Nov. 11, 2016 at 7 p.m. at Fayetteville, Ark. (Bud Walton Arena)

Fort Wayne 83 • 0-1

#	Player	Total		3-Ptr		Rebounds			PF	TP	A	TO	Blk	Stl	Min
		FG-FGA	FG-FGA	FT-FTA	Off	Def	Tot								
02	Stewart, Deangelo	f	1-9	1-6	0-0	2	2	4	3	3	0	1	0	1	22
45	Calhoun, Brent	c	1-7	0-0	2-2	2	4	6	3	4	0	1	0	0	25
00	Evans, Mo	g	5-10	1-4	2-2	0	1	1	2	13	3	4	0	1	25
01	Scott, Bryson	g	2-10	2-7	7-14	2	4	6	4	13	3	5	0	1	27
55	Konchar, John	g	4-8	1-1	8-10	5	7	12	2	17	4	1	1	2	37
05	Charles Ruise Jr		0-4	0-3	0-1	1	0	1	1	0	0	0	0	0	12
13	Levitich, Jax		0-0	0-0	0-0	0	1	1	0	0	0	0	0	0	2
22	Taylor, Xzavier		5-8	0-0	2-5	3	0	3	4	12	0	0	0	0	15
32	Harrell, Kason		4-7	3-6	3-4	1	2	3	1	4	1	0	1	0	25
34	Talla, Racine		3-6	1-1	0-2	3	0	3	4	7	1	0	0	0	10
Team						2	3	5							
Totals			25-69	9-28	24-40	21	24	45	24	83	12	12	2	5	200

FG % 1st Half: 15-37 40.5% 2nd half: 10-32 31.3% Game: 25-69 36.2% Deadball Rebounds 8,3
 3FG % 1st Half: 6-18 33.3% 2nd half: 3-10 30.0% Game: 9-28 32.1%
 FT % 1st Half: 9-18 50.0% 2nd half: 15-22 68.2% Game: 24-40 60.0%

Arkansas 92 • 1-0

#	Player	Total		3-Ptr		Rebounds			PF	TP	A	TO	Blk	Stl	Min
		FG-FGA	FG-FGA	FT-FTA	Off	Def	Tot								
13	Thomas, Dustin	f	4-6	0-0	2-3	1	5	6	5	10	0	3	0	0	18
33	Kingsley, Moses	f	4-9	0-0	1-2	3	6	9	4	9	3	0	7	1	28
00	Barford, Jaylen	g	4-9	1-1	1-2	1	4	5	3	10	4	2	0	1	27
03	Hannahs, Dusty	g	7-17	1-6	8-10	1	0	1	1	23	2	1	0	1	30
04	Macon, Daryl	g	5-11	2-6	1-2	2	5	7	3	13	5	4	0	4	33
01	Thompson, Trey		2-2	0-0	1-2	0	4	4	3	5	1	0	2	0	13
02	Bailey, Adrio		0-0	0-0	0-0	0	1	1	1	0	0	1	0	0	3
05	Cook, Arlando		0-0	0-0	0-0	0	0	0	3	0	0	2	0	0	5
21	Watkins, Manuale		5-6	0-0	0-0	0	3	3	2	10	2	0	0	0	27
31	Beard, Anton		4-6	2-3	2-3	0	1	1	4	12	3	0	0	2	16
Team						2	0	2							
Totals			35-66	6-16	16-24	10	29	39	29	92	20	13	9	9	200

FG % 1st Half: 18-30 60.0% 2nd half: 17-36 47.2% Game: 35-66 53.0% Deadball Rebounds 2,2
 3FG % 1st Half: 5-8 62.5% 2nd half: 1-8 12.5% Game: 6-16 37.5%
 FT % 1st Half: 10-13 76.9% 2nd half: 6-11 54.5% Game: 16-24 66.7%

Officials: Mike Nance, Brian Shey, Rob Rorke
 Technical fouls: Fort Wayne-None. Arkansas-None.
 Attendance: 13787
 Estimated Actual Attendance: 7,504
 Fouled out: Arkansas #13, Thomas (1:35)

Score by periods	1st	2nd	Total
Fort Wayne	45	38	83
Arkansas	51	41	92

Last FG - FW 2nd-00:33, AR 2nd-01:00.
 Largest lead - FW by 6 1st-08:06, AR by 15 2nd-02:42.
 FW led for 07:16. AR led for 31:22. Game was tied for 00:52.

Score tied - 4 times.
 Lead changed - 4 times.

GAME 3

Arkansas vs UT Arlington

Nov. 18, 2016 at 7 p.m. at Fayetteville, Ark. (Bud Walton Arena)

UT Arlington 67 • 1-3

#	Player	Total		3-Ptr		Rebounds			PF	TP	A	TO	Blk	Stl	Min
		FG-FGA	FG-FGA	FT-FTA	Off	Def	Tot								
34	Pope, Faith	f	1-5	0-1	3-4	2	3	5	3	5	0	0	1	2	13
45	Bilbao, Jorge	f	1-4	0-0	2-2	6	3	9	3	4	0	2	0	0	28
01	Neal, Erick	g	5-10	2-5	3-4	1	2	3	2	15	3	4	0	2	29
04	Charles, Drew	g	4-6	3-5	0-0	0	1	1	1	11	2	2	0	0	26
10	Jones, Jalen	g	3-10	3-6	1-2	2	1	3	4	10	2	1	0	0	26
02	Bryant, DJ		1-2	0-1	0-0	0	0	0	2	2	2	1	0	1	11
03	Hawkins, Nathan		1-2	0-1	0-0	0	1	1	3	2	0	1	1	0	14
05	Wilson, Kaelon		3-8	2-5	0-0	0	2	2	1	8	2	3	1	1	22
13	Kiris, Erkam		0-0	0-0	0-0	0	1	1	0	0	0	0	0	0	2
20	Harris, Julian		1-3	0-0	0-0	1	1	2	1	2	0	0	0	0	6
22	Kabadyundi, Link		0-1	0-0	0-0	0	0	0	1	0	0	0	0	0	5
25	Hervy, Kevin		3-8	2-5	0-0	0	3	3	4	8	1	3	0	0	18
Team						2	2	4							
Totals			23-59	12-29	9-12	14	20	34	25	67	12	18	3	6	200

FG % 1st Half: 15-31 48.4% 2nd half: 8-28 28.6% Game: 23-59 39.0% Deadball Rebounds 2,1
 3FG % 1st Half: 8-15 53.3% 2nd half: 4-14 28.6% Game: 12-29 41.4%
 FT % 1st Half: 5-6 83.3% 2nd half: 4-6 66.7% Game: 9-12 75.0%

Arkansas 71 • 3-0

#	Player	Total		3-Ptr		Rebounds			PF	TP	A	TO	Blk	Stl	Min
		FG-FGA	FG-FGA	FT-FTA	Off	Def	Tot								
13	Thomas, Dustin	f	1-3	0-0	6-8	2	4	6	4	8	2	1	1	2	28
33	Kingsley, Moses	c	2-5	0-0	1-2	1	2	3	4	5	1	3	4	1	30
00	Barford, Jaylen	g	6-12	1-2	4-6	3	3	6	1	17	2	6	0	3	31
03	Hannahs, Dusty	g	2-10	2-7	5-6	1	0	1	1	11	2	0	0	1	27
04	Macon, Daryl	g	2-6	0-3	3-4	0	2	2	4	7	0	1	0	2	26
01	Thompson, Trey		1-2	0-0	1-1	3	1	4	2	3	0	2	0	0	7
05	Cook, Arlando		0-2	0-0	1-2	1	0	1	0	1	0	1	1	1	13
21	Watkins, Manuale		3-5	0-0	1-1	1	2	3	0	7	1	0	0	1	20
31	Beard, Anton		4-8	2-3	2-2	1	5	6	2	12	2	0	0	0	18
Team						1	2	3							
Totals			21-53	5-15	24-32	14	21	35	18	71	10	14	6	11	200

FG % 1st Half: 9-29 31.0% 2nd half: 12-24 50.0% Game: 21-53 39.6% Deadball Rebounds 5,2
 3FG % 1st Half: 2-9 22.2% 2nd half: 3-6 50.0% Game: 5-15 33.3%
 FT % 1st Half: 12-15 80.0% 2nd half: 12-17 70.6% Game: 24-32 75.0%

Officials: Olandis Poole, Rusty Phillips, Garrick Shannon
 Technical fouls: UT Arlington-None. Arkansas-None.
 Attendance: 13587
 Estimated Actual Attendance: 6623

Score by periods	1st	2nd	Total
UT Arlington	43	24	67
Arkansas	32	39	71

Last FG - UTA 2nd-00:41, AR 2nd-00:58.
 Largest lead - UTA by 17 1st-12:37, AR by 7 2nd-10:36.
 UTA led for 26:34. AR led for 11:37. Game was tied for 01:49.

Score tied - 3 times.
 Lead changed - 1 time.

GAME 2

Arkansas vs Southern Illinois

Nov. 14, 2016 at 7 p.m. at Fayetteville, Ark. (Bud Walton Arena)

Southern Illinois 65 • 0-2

#	Player	Total		3-Ptr		Rebounds			PF	TP	A	TO	Blk	Stl	Min
		FG-FGA	FG-FGA	FT-FTA	Off	Def	Tot								
33	O'Brien, Sean	f	3-8	0-1	0-0	0	2	2	4	6	0	4	0	0	21
40	Boi, Thik	f	3-9	0-0	3-4	4	8	12	1	9	1	2	1	1	28
01	Rodriguez, Mike	g	0-7	0-2	4-6	1	1	2	1	4	4	1	0	1	25
05	Vincent, Leo	g	3-8	2-5	2-2	0	4	4	3	10	1	1	0	0	31
22	Fletcher, Armon	g	5-7	3-4	0-0	2	3	5	3	13	1	3	0	3	32
00	Wiley, Jonathan		1-4	0-1	0-0	0	2	2	1	2	0	3	0	0	9
10	Cook, Aaron		1-2	0-1	4-4	0	0	0	0	6	3	1	0	2	18
13	Lloyd, Sean		4-9	1-3	1-2	0	1	1	2	10	0	0	0	1	15
15	Weihert, Austin		1-2	0-1	1-2	0	0	0	1	3	0	2	0	0	11
24	Stradnieks, Rudy		1-4	0-0	0-0	3	0	3	0	2	0	0	0	1	10
Team						2	1	3							
Totals			22-60	6-18	15-20	12	22	34	16	65	10	17	1	9	200

FG % 1st Half: 8-33 24.2% 2nd half: 14-27 51.9% Game: 22-60 36.7% Deadball Rebounds 3
 3FG % 1st Half: 3-10 30.0% 2nd half: 3-8 37.5% Game: 6-18 33.3%
 FT % 1st Half: 6-8 75.0% 2nd half: 9-12 75.0% Game: 15-20 75.0%

Arkansas 90 • 2-0

#	Player	Total		3-Ptr		Rebounds			PF	TP	A	TO	Blk	Stl	Min
		FG-FGA	FG-FGA	FT-FTA	Off	Def	Tot								
13	Thomas, Dustin	f	1-3	0-0	0-0	1	0	1	1	2	4	0	0	0	18
33	Kingsley, Moses	f	4-10	0-1	7-7	1	6	7	1	15	0	1	5	1	22
00	Barford, Jaylen	g	4-7	1-2	0-2	0	2	2	2	9	2	2	0	0	22
03	Hannahs, Dusty	g	5-7	5-6	4-4	1	4	5	2	19	1	1	0	0	20
04	Macon, Daryl	g	4-6	4-6	0-0	0	2	2	2	12	5	0	1	1	20
01	Thompson, Trey		1-3	0-0	2-2	1	3	4	3	4	1	1	0	1	15
02	Bailey, Adrio		0-1	0-0	0-2	1	0	1	1	0	0	3	0	0	

GAME

5

Arkansas vs Mount St. Mary's
Nov. 28, 2016 at 7 p.m. at Fayetteville, Ark. (Bud Walton Arena)

Mount St. Mary's 76 • 1-7

#	Player	Total		3-Ptr		Rebounds			PF	TP	A TO Blk Stl					Min
		FG-FGA	FG-FGA	FT-FTA	FT-FTA	Off	Def	Tot			A	TO	Blk	Stl		
05	Wray,Chris	f	3-5	0-0	1-4	1	3	4	1	7	1	0	0	1		30
01	Salah,Mawdo	c	4-5	0-0	0-0	2	3	5	4	8	1	0	1	0		22
00	Robinson,Junior	g	2-8	2-5	1-2	0	0	0	4	7	3	3	1	0		37
23	Alexander,Greg	g	5-11	2-8	0-0	2	2	4	1	12	0	1	0	1		28
55	Long,Elijah	g	6-17	2-4	10-10	0	7	7	3	24	7	5	0	0		36
04	Nwando,Khalid		0-0	0-0	0-0	0	1	1	0	0	0	0	0	0		4
10	Wilson,Miles		1-1	1-1	0-0	0	1	1	4	3	1	1	0	0		15
11	Miller,Will		3-10	3-10	0-0	0	3	3	2	9	0	0	0	0		16
12	Glover,Charles		2-3	0-1	0-0	0	0	0	0	4	0	0	0	0		6
20	Gurdon,Sean		0-0	0-0	0-0	0	0	0	0	0	1	0	0	0		1
21	Miller,Randy		0-0	0-0	0-0	0	0	0	0	0	1	1	0	1		3
25	Thurstun,Bryce		0-0	0-0	0-0	0	1	1	0	0	0	0	0	0		1
54	Gomes,Ryan		1-1	0-0	0-0	0	0	0	1	2	0	0	0	0		1
Team						2	2	4								
Totals			27-61	10-29	12-16	7	23	30	21	76	15	11	2	3		200
FG % 1st Half:		15-30	50.0%	2nd half:	12-31	38.7%	Game:		27-61	44.3%						
3FG % 1st Half:		4-11	36.4%	2nd half:	6-18	33.3%	Game:		10-29	34.5%						
FT % 1st Half:		3-3	100.0	2nd half:	9-13	69.2%	Game:		12-16	75.0%						
											Deadball		Rebounds			
													3,1			

Arkansas 89 • 4-1

#	Player	Total		3-Ptr		Rebounds			PF	TP	A TO Blk Stl					Min
		FG-FGA	FG-FGA	FT-FTA	FT-FTA	Off	Def	Tot			A	TO	Blk	Stl		
13	Thomas, Dustin	f	6-7	1-1	0-0	1	4	5	3	13	1	0	0	1		23
33	Kingsley, Moses	f	3-8	0-0	3-6	5	8	13	3	9	4	3	1	0		26
03	Hannahs, Dusty	g	4-14	0-5	4-4	1	1	2	1	12	1	1	0	1		20
21	Watkins, Manuale	g	4-6	0-0	0-0	2	4	6	0	8	4	0	0	2		22
31	Beard, Anton	g	4-8	2-3	1-2	3	1	4	0	11	3	1	0	0		23
00	Barford, Jaylen		5-8	2-4	1-1	0	1	1	2	13	1	0	0	2		23
01	Thompson, Trey		0-1	0-0	0-0	1	4	5	3	0	1	0	0	1		13
02	Bailey, Adrio		0-0	0-0	0-0	0	0	0	0	0	1	0	0	1		4
04	Macon, Daryl		4-7	2-3	5-6	0	0	0	3	15	2	1	0	0		18
05	Cook, Arlando		1-4	0-0	1-2	0	2	2	1	3	1	0	0	0		13
12	Hazen, Brachen		0-0	0-0	0-2	0	0	0	0	0	0	0	0	0		1
23	Jones, CJ		1-4	1-3	2-2	0	1	1	1	5	1	1	0	0		14
Team						1	1	2								
Totals			32-67	8-19	17-25	14	27	41	17	89	20	7	1	8		200
FG % 1st Half:		19-37	51.4%	2nd half:	13-30	43.3%	Game:		32-67	47.8%						
3FG % 1st Half:		5-9	55.6%	2nd half:	3-10	30.0%	Game:		8-19	42.1%						
FT % 1st Half:		2-4	50.0%	2nd half:	15-21	71.4%	Game:		17-25	68.0%						
											Deadball		Rebounds			
													5,1			

Officials: Mike Nance, Keith Kimble, Todd Austin
Technical fouls: Mount St. Mary's-None. Arkansas-None.
Attendance: 13321
Estimated Actual Attendance: 4,256

Score by periods	1st	2nd	Total		In	Off	2nd	Fast	
Mount St. Mary's	37	39	76	Points	Paint	T/O	Chance	Break	Bench
Arkansas	45	44	89	MOUNT	34	10	6	9	18
				AR	48	18	13	21	36

Last FG - MOUNT 2nd-00:18, AR 2nd-01:54.
Largest lead - MOUNT by 4 1st-18:27, AR by 21 2nd-06:41.
MOUNT led for 03:05, AR led for 35:10. Game was tied for 01:45.

Score tied - 1 time.
Lead changed - 3 times.

GAME

7

Arkansas vs Austin Peay
Dec. 3, 2016 at 7 p.m. at Fayetteville, Ark. (Bud Walton Arena)

Austin Peay 62 • 4-4

#	Player	Total		3-Ptr		Rebounds			PF	TP	A TO Blk Stl					Min
		FG-FGA	FG-FGA	FT-FTA	FT-FTA	Off	Def	Tot			A	TO	Blk	Stl		
03	Porter-Bunton,Chris	f	1-5	0-1	2-4	2	1	3	3	4	2	2	0	0		16
42	Jones,Kenny	f	4-10	0-0	0-1	4	1	5	2	8	1	1	0	1		26
02	Savage,Jared	g	2-7	2-5	0-0	2	2	4	2	6	0	0	1	0		38
04	Robinson,Josh	g	3-14	0-5	3-3	0	3	3	1	9	5	4	0	0		38
31	Murry,John	g	9-16	2-3	3-4	3	0	3	0	23	2	3	0	0		33
02	Diop,Assane		4-5	0-0	1-1	1	2	3	2	9	0	1	1	0		18
10	Ivory,Tre'		0-1	0-0	0-0	0	0	0	0	0	0	0	0	0		2
23	Harris,Steve		1-1	0-0	0-0	0	1	1	0	2	0	0	0	0		2
12	Dobbs,Jartavious		0-0	0-0	0-0	1	2	3	0	0	0	0	0	0		2
25	Clayton,Dre'Kalo		0-4	0-1	1-2	0	3	3	1	1	0	1	1	0		18
45	Glotta,Zach		0-2	0-2	0-0	1	0	1	0	0	0	1	0	0		7
Team						1	1	2								
Totals			24-65	4-17	10-15	15	16	31	11	62	10	13	3	1		200
FG % 1st Half:		12-30	40.0%	2nd half:	12-35	34.3%	Game:		24-65	36.9%						
3FG % 1st Half:		2-8	25.0%	2nd half:	2-9	22.2%	Game:		4-17	23.5%						
FT % 1st Half:		5-8	62.5%	2nd half:	5-7	71.4%	Game:		10-15	66.7%						
											Deadball		Rebounds			
													2,1			

Arkansas 99 • 6-1

#	Player	Total		3-Ptr		Rebounds			PF	TP	A TO Blk Stl					Min
		FG-FGA	FG-FGA	FT-FTA	FT-FTA	Off	Def	Tot			A	TO	Blk	Stl		
13	Thomas, Dustin	f	3-6	0-1	1-2	0	3	3	2	7	4	1	0	0		16
33	Kingsley, Moses	f	4-7	1-1	4-4	3	4	7	3	13	5	4	3	0		22
00	Barford, Jaylen	g	5-10	1-3	1-1	0	6	6	2	12	4	0	1	2		21
04	Macon, Daryl	g	4-7	0-3	0-0	0	4	4	2	8	1	1	0	1		15
21	Watkins, Manuale	g	1-2	0-0	2-2	0	1	1	0	4	3	0	0	1		16
01	Thompson, Trey		2-2	0-0	0-0	2	2	4	0	4	1	0	2	2		13
02	Bailey, Adrio		7-8	0-0	0-0	4	3	7	2	14	2	2	2	1		18
03	Hannahs, Dusty		5-12	3-5	0-0	0	1	1	2	13	0	0	0	0		21
05	Cook, Arlando		2-4	0-0	0-0	3	0	3	1	4	2	0	0	1		15
12	Hazen, Brachen		1-2	0-0	0-0	1	0	1	1	2	0	0	0	0		9
15	Holmes, Jonathan		0-2	0-2	0-0	0	1	1	0	0	0	0	0	0		2
23	Jones, CJ		4-6	3-4	0-0	0	0	0	2	11	2	0	3	0		15
31	Beard, Anton		2-9	1-4	2-2	2	2	4	2	7	4	1	0	0		17
Team						4	1	5								
Totals			40-77	9-23	10-11	19	28	47	19	99	28	9	11	9		200
FG % 1st Half:		17-41	41.5%	2nd half:	23-36	63.9%	Game:		40-77	51.9%						
3FG % 1st Half:		3-12	25.0%	2nd half:	6-11	54.5%	Game:		9-23	39.1%						
FT % 1st Half:		4-5	80.0%	2nd half:	6-6	100.0	Game:		10-11	90.9%						
											Deadball		Rebounds			
													2,1			

GAME 9

Arkansas vs North Florida Dec. 10, 2016 at 4:30 p.m. at Fayetteville, Ark. (Bud Walton Arena)

North Florida 76 • 3-8

#	Player		Total		3-Ptr		Rebounds			PF	TP	A TO Blk Stl				Min
			FG	FGA	FG	FGA	FT	FTA	Off			Def	Tot	A	TO	
02	Aminu, Wajid	f	3-4	2-2	0-4		2	1	3	2	8	2	1	0	1	32
33	Banks, Romelo	c	2-6	0-0	0-2		1	4	5	4	4	0	2	0	0	31
11	Sams, Garrett	g	2-8	1-5	5-5		2	1	3	2	10	2	2	0	0	23
12	Bodager, Aaron	g	5-10	4-9	0-0		0	5	5	2	14	2	5	0	2	34
14	Moore, Dallas	g	12-20	4-9	6-6		0	2	2	2	34	3	1	0	1	37
01	Odum, Karlos		0-0	0-0	1-2		0	0	0	3	1	0	3	0	0	18
05	Fisher, CJ		0-1	0-0	0-0		0	0	0	1	0	0	1	0	0	3
10	Blount, Osborn		0-1	0-1	0-0		0	0	0	0	0	0	1	0	0	3
23	Malonga, Nick		2-5	1-3	0-0		0	3	3	5	5	0	3	0	0	16
50	Haid, Benedikt		0-1	0-1	0-0		0	1	1	0	0	0	0	0	0	3
	Team						2	3	5							
Totals			26-56	12-30	12-19		7	20	27	21	76	9	19	0	4	200

FG % 1st Half: 15-33 45.5% 2nd half: 11-23 47.8% Game: 26-56 46.4% Deadball Rebounds 3.1
3FG % 1st Half: 7-17 41.2% 2nd half: 5-13 38.5% Game: 12-30 40.0%
FT % 1st Half: 7-9 77.8% 2nd half: 5-10 50.0% Game: 12-19 63.2%

Arkansas 91 • 8-1

#	Player		Total		3-Ptr		Rebounds			PF	TP	A				Min
			FG-FGA	FG-FGA	FT-FTA	Off	Def	Tot	To			Blk	Stl			
13	Thomas, Dustin	f	2-5	0-0	4-4	2	6	8	1	8	3	1	0	0	22	
33	Kingsley, Moses	f	5-7	0-0	3-4	2	8	10	4	13	1	3	1	0	26	
00	Barford, Jaylen	g	6-16	1-5	1-4	2	2	4	1	14	3	1	2	3	25	
04	Macon, Daryl	g	3-6	2-5	5-5	0	4	4	2	13	4	3	0	3	23	
21	Watkins, Manuale	g	2-6	0-0	3-4	2	2	4	2	7	4	2	0	3	22	
01	Thompson, Trey		2-2	0-0	2-4	2	0	2	2	6	0	0	0	1	13	
02	Bailey, Adrio		1-1	0-0	1-2	1	0	1	1	3	0	0	0	0	6	
03	Hannahs, Dusty		5-10	2-6	5-5	0	1	1	0	17	3	2	1	0	25	
05	Cook, Arlando		2-4	0-0	0-0	3	1	4	2	4	0	1	0	2	12	
12	Hazen, Brachen		0-0	0-0	0-0	0	0	0	0	0	0	0	0	0	1	
23	Jones, CJ		0-1	0-1	0-0	0	1	1	0	0	1	0	0	0	5	
31	Beard, Anton		3-8	0-3	0-0	0	0	0	0	6	2	1	0	1	20	
	Team					1	2	3								
	Totals		31-66	5-20	24-32	15	27	42	15	91	21	14	4	13	200	

FG % 1st Half: 16-33 48.5% 2nd half: 15-33 45.5% Game: 31-66 47.0% Deadball Rebounds 7
3FG % 1st Half: 1-8 12.5% 2nd half: 4-12 33.3% Game: 5-20 25.0%
FT % 1st Half: 11-16 68.8% 2nd half: 13-16 81.3% Game: 24-32 75.0%

Officials: Mike Nance, Todd Austin, Nate Green
Technical fouls: North Florida-None. Arkansas-None.
Attendance: 13700
Estimated Actual Attendance: 7650
Fouled Out: North Florida, #23, Malonga (8:35 2H)

Score by periods		1st	2nd	Total	Points	In Paint	Off T/O	2nd Chance	Fast Break	Bench
North Florida		44	32	76						
Arkansas		44	47	91						

Last FG - UNF 2nd-03:30, AR 2nd-01:12.
Largest lead - UNF by 3 2nd-13:44, AR by 16 2nd-01:12.
UNF led for 06:15. AR led for 29:39. Game was tied for 04:06.

Score tied - 8 times.
Lead changed - 22 times.

GAME 11

Arkansas vs North Dakota State Dec. 20, 2016 at 6 p.m. at Fayetteville, Ark. (Bud Walton Arena)

North Dakota State 55 • 8-5

#	Player		Total		3-Ptr		Rebounds			PF	TP	A				Min.
			FG-FGA	FG-FGA	FT-FTA	Off	Def	Tot	To			Blk	Stl			
21	A.J. Jacobson	f	2-7	1-5	1-2	0	4	4	3	6	1	2	0	0	28	
42	Dylan Miller	f	1-4	0-0	0-0	0	1	1	2	2	1	0	0	0	14	
02	Paul Miller	g	4-10	4-8	5-7	0	7	7	2	17	2	3	2	2	37	
03	Carlin Dupree	g	3-10	0-2	2-2	0	3	3	2	8	2	4	0	1	30	
13	Khy Kabellis	g	0-9	0-6	2-2	0	1	1	1	2	4	2	1	2	32	
11	Jared Samuelson		0-0	0-0	0-0	0	0	0	0	0	1	0	0	0	1	
12	Zach Rammelt		0-0	0-0	0-0	0	0	0	0	0	0	0	0	0	1	
23	Deng Geu		2-5	0-2	0-0	0	2	2	1	4	0	1	0	0	8	
24	Tyson Ward		4-6	2-4	0-2	0	1	1	2	10	0	0	0	1	22	
30	Spencer Eliason		0-0	0-0	0-0	0	0	0	0	0	0	0	0	0	1	
32	Evan Wesenberg		0-0	0-0	0-0	0	0	0	0	0	0	0	0	0	1	
40	Dexter Werner		2-3	0-0	2-6	5	7	12	3	6	1	2	0	1	25	
	Team					3	0	3				1				
	Totals		18-54	7-27	12-21	8	26	34	16	55	12	15	3	7	200	

FG % 1st Half: 8-30 26.7% 2nd half: 10-24 41.7% Game: 18-54 33.3% Deadball Rebounds 5
3FG % 1st Half: 4-16 25.0% 2nd half: 3-11 27.3% Game: 7-27 25.9%
FT % 1st Half: 1-4 25.0% 2nd half: 11-17 64.7% Game: 12-21 57.1%

Arkansas 71 • 10-1

#	Player		Total		3-Ptr		Rebounds			PF	TP	A				Min.
			FG-FGA	FG-FGA	FT-FTA	Off	Def	Tot	Blk			Stl				
13	Thomas, Dustin	f	2-6	0-0	2-2	2	0	2	4	6	0	0	0	0	13	
33	Kingsley, Moses	f	4-10	0-1	3-3	1	7	8	3	11	0	2	1	0	27	
00	Barford, Jaylen	g	2-7	0-2	0-0	1	2	3	2	4	2	3	0	0	22	
04	Macon, Daryl	g	5-12	3-5	2-2	4	2	6	0	15	5	4	0	1	24	
21	Watkins, Manuale	g	1-2	0-0	2-2	0	6	6	1	4	2	1	0	3	25	
01	Thompson, Trey		1-2	0-0	0-0	0	4	4	4	2	0	2	2	0	12	
02	Bailey, Adrio		1-2	0-0	0-1	0	1	1	0	2	0	0	0	1	9	
03	Hannahs, Dusty		4-10	3-7	0-0	0	2	2	1	11	3	2	0	1	19	
05	Cook, Arlando		1-3	0-0	2-2	1	2	3	0	4	1	0	0	0	13	
12	Hazen, Brachen		0-0	0-0	1-2	0	0	0	0	1	0	0	0	0	1	
23	Jones, CJ		0-0	0-0	0-0	0	2	2	0	0	0	0	1	0	11	
31	Beard, Anton		3-7	3-6	2-2	0	1	1	3	11	0	2	0	0	24	
Team							3 0 3									
Totals			24-61	9-21	14-16	12	29	41	18	71	13	16	4	6	200	

FG % 1st Half: 11-30 36.7% 2nd half: 13-31 41.9% Game: 24-61 39.3% Deadball Rebounds 1.3
3FG % 1st Half: 3-8 37.5% 2nd half: 6-13 46.2% Game: 9-21 42.9%
FT % 1st Half: 2-3 66.7% 2nd half: 12-13 92.3% Game: 14-16 87.5%

Officials: Anthony Jordan, Tim Gattis, Will Howard
Technical fouls: North Dakota State-None. Arkansas-None.
Attendance: 16006
Estimated Actual Attendance: 8,621

Score by periods		1st	2nd	Total	Points	In Paint	Off T/O	2nd Chance	Fast Break	Bench
North Dakota State		21	34	55						
Arkansas		27	44	71						

Last FG - NDSU 2nd-00:32, AR 2nd-00:02.
Largest lead - NDSU by 1 1st-16:53, AR by 20 2nd-04:11.
NDSU led for 00:40. AR led for 38:22. Game was tied for 00:57.

Score tied - 3 times.
Lead changed - 4 times.

GAME 10

Arkansas vs Texas Dec. 17, 2016 at 1:35 p.m. at Houston, Texas (Toyota Center)

Arkansas 77 • 9-1

#	Player		Total		3-Ptr		Rebounds			PF	TP	A TO Blk Stl				Min
			FG-FGA	FG-FGA	FT-FTA	Off	Def	Tot	A			TO	Blk	Stl		
00	Barford, Jaylen	*	4-10	0-3	3-3	0	3	3	4	11	3	2	1	1	26	
04	Macon, Daryl	*	4-12	1-5	14-14	1	3	4	1	23	3	1	0	1	29	
13	Thomas, Dustin	*	0-3	0-0	0-0	2	1	3	4	0	0	0	1	0	21	
21	Watkins, Manuale	*	3-4	0-0	0-0	1	3	4	2	6	0	1	0	1	20	
33	Kingsley, Moses	*	2-8	0-0	3-3	1	9	10	1	7	0	2	5	0	32	
01	Thompson, Trey		1-4	0-0	1-2	2	1	3	2	3	0	0	0	0	8	
03	Hannahs, Dusty		5-11	3-6	2-3	0	0	0	3	15	1	2	0	2	24	
05	Cook, Arlando		1-1	0-0	4-4	0	2	2	4	6	1	0	1	1	17	
31	Beard, Anton		2-9	0-2	2-2	2	3	5	3	6	2	2	0	0	23	
	Team					4	3	7								
Totals			22-62	4-16	29-31	13	28	41	24	77	10	10	8	6	200	

FG % 1st Half: 9-34 26.5% 2nd half: 13-28 46.4% Game: 22-62 35.5% Deadball Rebounds 1
3FG % 1st Half: 1-9 11.1% 2nd half: 3-7 42.9% Game: 4-16 25.0%
FT % 1st Half: 1-19 91.7% 2nd half: 18-19 94.7% Game: 29-31 93.5%

Texas 74 • 5-5

#	Player	Total		3-Ptr		Rebounds			PF	TP	A	TO	Blk	Stl	Min
		FG-FGA	FG-FGA	FT-FTA	Off	Def	Tot								
00	Tevin Mack	*	7-16	4-8	2-7	4	8	12	1	20	1	2	0	0	38
01	Andrew Jones	*	4-6	1-3	8-11	0	2	2	4	17	7	2	0	3	32
02	Kerwin Roach Jr.	*	5-12	0-1	2-4	1	2	3	4	12	1	2	0	1	27
03	Jarrett Allen	*	5-10	0-0	1-4	4	6	10	3	11	2	2	2	1	33
32	Shaquille Cleare	*	3-6	0-0	4-4	4	3	7	4	10	1	0	2	0	23
04	Jacob Young		0-2	0-1	0-0	0	1	1	4	0	1	2	0	0	12
04	James Banks		1-2	0-0	0-0	0	1	1	2	2	0	0	1	0	8
05	Kendal Yancy		0-4	0-2	2-2	0	1	1	0	2	0	1	1	0	11
10	Eric Davis Jr.		0-4	0-2	0-0	0	2	2	1	0	0	1	1	0	16
	Team					4	2	6							
	Totals		25-62	5-17	19-32	17	28	45	23	74	13	12	7	5	200






RECORD:	OVERALL	HOME	AWAY	NEUTRAL
ALL GAMES	11-1	9-0	0-1	2-0
CONFERENCE	0-0	0-0	0-0	0-0
NON-CONFERENCE	11-1	9-0	0-1	2-0

#	Player	gp-gs	min	avg	Total		3-Point		F-Throw		Rebounds				pf	dq	a	to	blk	stl	pts	avg
					fg-fga	fg%	3fg-fga	3fg%	ft-fa	ft%	off	def	tot	avg								
03	Hannahs, Dusty	12-7	279	23.3	57-130	.438	23-62	.371	42-47	.894	7	13	20	1.7	17	0	17	18	1	7	179	14.9
04	Macon, Daryl	12-10	289	24.1	49-104	.471	20-53	.377	41-45	.911	9	29	38	3.2	23	0	35	25	1	20	159	13.3
33	Kingsley, Moses	12-12	319	26.6	46-95	.484	1-3	.333	42-53	.792	27	72	99	8.3	33	1	19	25	35	7	135	11.3
00	Barford, Jaylen	12-9	274	22.8	47-108	.435	8-30	.267	21-31	.677	9	30	39	3.3	25	0	26	23	4	15	123	10.3
31	Beard, Anton	12-2	243	20.3	35-84	.417	13-36	.361	25-32	.781	18	17	35	2.9	22	0	29	12	0	11	108	9.0
13	Thomas, Dustin	12-12	232	19.3	29-62	.468	1-2	.500	26-35	.743	18	32	50	4.2	35	1	19	10	3	5	85	7.1
21	Watkins, Manuale	12-8	259	21.6	30-56	.536	0-0	.000	10-12	.833	12	38	50	4.2	17	0	27	7	0	20	70	5.8
23	Jones, CJ	9-0	98	10.9	14-28	.500	10-18	.556	5-7	.714	0	10	10	1.1	9	0	6	3	5	0	43	4.8
05	Cook, Arlando	12-0	149	12.4	16-35	.457	0-0	.000	9-11	.818	10	15	25	2.1	18	0	5	9	7	7	41	3.4
02	Bailey, Adrio	10-0	82	8.2	11-17	.647	0-0	.000	4-11	.364	7	9	16	1.6	12	0	4	9	3	5	26	2.6
01	Thompson, Trey	12-0	140	11.7	12-20	.600	0-0	.000	7-11	.636	12	29	41	3.4	27	0	11	8	10	6	31	2.6
12	Hazen, Brachen	8-0	32	4.0	1-4	.250	0-1	.000	1-4	.250	2	7	9	1.1	5	0	1	4	0	0	3	0.4
15	Holmes, Jonathan	2-0	4	2.0	0-2	.000	0-2	.000	0-0	.000	0	1	1	0.5	0	0	0	0	0	0	0	0.0
Team											29	17	46					1				
Total.....		12	2400		347-745	.466	76-207	.367	233-299	.779	160	319	479	39.9	243	2	199	154	69	103	1003	83.6
Opponents.....		12	2400		287-718	.400	88-269	.327	171-260	.658	146	261	407	33.9	245	-	144	172	38	62	833	69.4

TEAM STATISTICS	AR	OPP	Date	Opponent	Score	Att.
SCORING	1003	833	11/11/16	FORT WAYNE	w 92-83	13787
Points per game	83.6	69.4	11/14/16	SOUTHERN ILLINOIS	w 90-65	13308
Scoring margin	+14.2	-	11/18/16	UT ARLINGTON	w 71-67	13587
FIELD GOALS-ATT	347-745	287-718	11/22/16	at Minnesota	L 71-85	8997
Field goal pct	.466	.400	11/28/16	MOUNT ST. MARY'S	w 89-76	13321
3 POINT FG-ATT	76-207	88-269	12/01/16	STEPHEN F. AUSTIN	w 78-62	13358
3-point FG pct	.367	.327	12/03/16	AUSTIN PEAY	w 99-62	19483
3-pt FG made per game	6.3	7.3	12/06/16	HOUSTON	w 84-72	13455
FREE THROWS-ATT	233-299	171-260	12/10/16	NORTH FLORIDA	w 91-76	13700
Free throw pct	.779	.658	12/17/16	vs Texas	w 77-74	8777
F-Throws made per game	19.4	14.3	12/20/16	NORTH DAKOTA STATE	w 71-55	16006
REBOUNDS	479	407	12/22/16	vs Sam Houston State	w 90-56	12153
Rebounds per game	39.9	33.9				
Rebounding margin	+6.0	-				
ASSISTS	199	144				
Assists per game	16.6	12.0				
TURNOVERS	154	172				
Turnovers per game	12.8	14.3				
Turnover margin	+1.5	-				
Assist/turnover ratio	1.3	0.8				
STEALS	103	62				
Steals per game	8.6	5.2				
BLOCKS	69	38				
Blocks per game	5.8	3.2				
ATTENDANCE	130005	29927				
Home games-Avg/Game	9-14445	1-8997				
Neutral site-Avg/Game	-	2-10465				

* - Conference game

Score by Periods	1st	2nd	Totals
Arkansas	460	543	1003
Opponents	415	418	833

0		JAYLEN BARFORD ■ JR ■ G ■ 6-3 ■ 202 Jackson, Tenn. ■ Motlow State CC	<table><tr><th>YEAR</th><th>GP/GS</th><th>PPG</th><th>APG</th><th>RPG</th><th>SPG</th><th>FG%</th><th>FT%</th></tr><tr><td>2016-17</td><td>12/9</td><td>10.3</td><td>2.2</td><td>3.3</td><td>1.3</td><td>.435</td><td>.677</td></tr><tr><td>Career</td><td>12/9</td><td>10.3</td><td>2.2</td><td>3.3</td><td>1.3</td><td>.435</td><td>.677</td></tr></table>	YEAR	GP/GS	PPG	APG	RPG	SPG	FG%	FT%	2016-17	12/9	10.3	2.2	3.3	1.3	.435	.677	Career	12/9	10.3	2.2	3.3	1.3	.435	.677	PLAYER NOTABLES: <ul style="list-style-type: none">Scored 10+ points in 8 of the first 12 games this season.Fourth on the team in scoring, averaging 10.3 ppg.Led the nation last year in scoring at 26.2 ppg and paced the country in FGM (310-527) and total points (837).	CAREER HIGHS PTS: 17 - UT Arlington (11/18/16) AST: 4 - (2x) last vs. Austin Peay (12/3/16) REB: 6 - (2x) last vs. Austin Peay (12/3/16) STL: 3 - (2x) last vs. North Florida (12/10/16)
YEAR	GP/GS	PPG	APG	RPG	SPG	FG%	FT%																						
2016-17	12/9	10.3	2.2	3.3	1.3	.435	.677																						
Career	12/9	10.3	2.2	3.3	1.3	.435	.677																						
1		TREY THOMPSON ■ JR ■ F ■ 6-9 ■ 265 Madison, Ark. ■ Forrest City HS	<table><tr><th>YEAR</th><th>GP/GS</th><th>PPG</th><th>RPG</th><th>BPG</th><th>APG</th><th>FG%</th><th>FT%</th></tr><tr><td>2016-17</td><td>12/0</td><td>2.6</td><td>3.4</td><td>0.8</td><td>0.9</td><td>.600</td><td>.636</td></tr><tr><td>Career</td><td>55/1</td><td>2.3</td><td>3.1</td><td>0.7</td><td>0.9</td><td>.581</td><td>.578</td></tr></table>	YEAR	GP/GS	PPG	RPG	BPG	APG	FG%	FT%	2016-17	12/0	2.6	3.4	0.8	0.9	.600	.636	Career	55/1	2.3	3.1	0.7	0.9	.581	.578	PLAYER NOTABLES: <ul style="list-style-type: none">Has at least one rebound in every game this season.Second on the team with 10 blocks.Went a perfect 6-6 from the field, scoring a career-high 13 points against LSU (2/23/16).	CAREER HIGHS PTS: 13 - LSU (2/23/16) REB: 9 - Texas Tech (1/30/16) BLK: 4 - Texas Tech (1/30/16) AST: 5 - North Florida (12/22/15)
YEAR	GP/GS	PPG	RPG	BPG	APG	FG%	FT%																						
2016-17	12/0	2.6	3.4	0.8	0.9	.600	.636																						
Career	55/1	2.3	3.1	0.7	0.9	.581	.578																						
2		ADRIO BAILEY ■ FR ■ F ■ 6-6 ■ 204 Campti, La. ■ Lakeview HS	<table><tr><th>YEAR</th><th>GP/GS</th><th>PPG</th><th>RPG</th><th>BPG</th><th>APG</th><th>FG%</th><th>FT%</th></tr><tr><td>2016-17</td><td>10/0</td><td>2.6</td><td>1.6</td><td>0.3</td><td>0.4</td><td>.647</td><td>.364</td></tr><tr><td>Career</td><td>10/0</td><td>2.6</td><td>1.6</td><td>0.3</td><td>0.4</td><td>.647</td><td>.364</td></tr></table>	YEAR	GP/GS	PPG	RPG	BPG	APG	FG%	FT%	2016-17	10/0	2.6	1.6	0.3	0.4	.647	.364	Career	10/0	2.6	1.6	0.3	0.4	.647	.364	PLAYER NOTABLES: <ul style="list-style-type: none">Ranked as the No. 11 player in the state of Louisiana.No. 50 small forward in 2016 class by Rivals.com.Scored a career-high 14 points, 7 rebounds, 2 assists and 2 blocks against Austin Peay.	CAREER HIGHS PTS: 14 - Austin Peay (12/3/16) REB: 7 - Austin Peay (12/3/16) BLK: 2 - Austin Peay (12/3/16) AST: 2 - Austin Peay (12/3/16)
YEAR	GP/GS	PPG	RPG	BPG	APG	FG%	FT%																						
2016-17	10/0	2.6	1.6	0.3	0.4	.647	.364																						
Career	10/0	2.6	1.6	0.3	0.4	.647	.364																						
3		DUSTY HANNAHS ■ SR ■ G ■ 6-3 ■ 210 Little Rock, Ark. ■ Texas Tech University	<table><tr><th>YEAR</th><th>GP/GS</th><th>PPG</th><th>APG</th><th>SPG</th><th>FG%</th><th>3FG%</th><th>FT%</th></tr><tr><td>2016-17</td><td>12/7</td><td>14.9</td><td>1.4</td><td>0.6</td><td>.438</td><td>.371</td><td>.894</td></tr><tr><td>Career</td><td>107/53</td><td>10.9</td><td>0.9</td><td>0.5</td><td>.424</td><td>.395</td><td>.880</td></tr></table>	YEAR	GP/GS	PPG	APG	SPG	FG%	3FG%	FT%	2016-17	12/7	14.9	1.4	0.6	.438	.371	.894	Career	107/53	10.9	0.9	0.5	.424	.395	.880	PLAYER NOTABLES: <ul style="list-style-type: none">Ranks 16th in the league in scoring at 14.9 ppg.Is 29-of-31 (.935) from the FT line over the last 9+ games.Has scored 10+ points in 18 of the last 19 straight contests, dating back to last season.	CAREER HIGHS PTS: 33 - Florida (3/10/16) AST: 6 - at West Virginia (1/22/14) STL: 3 - (2x) last vs. Miss. St. (1/9/16) 3FGM: 8 - Miss. St. (1/9/16)
YEAR	GP/GS	PPG	APG	SPG	FG%	3FG%	FT%																						
2016-17	12/7	14.9	1.4	0.6	.438	.371	.894																						
Career	107/53	10.9	0.9	0.5	.424	.395	.880																						
4		DARYL MACON ■ JR ■ G ■ 6-3 ■ 185 Little Rock, Ark. ■ Holmes CC	<table><tr><th>YEAR</th><th>GP/GS</th><th>PPG</th><th>APG</th><th>SPG</th><th>FG%</th><th>3FG%</th><th>FT%</th></tr><tr><td>2016-17</td><td>12/10</td><td>13.3</td><td>2.9</td><td>1.7</td><td>.471</td><td>.377</td><td>.911</td></tr><tr><td>Career</td><td>12/10</td><td>13.3</td><td>2.9</td><td>1.7</td><td>.471</td><td>.377</td><td>.911</td></tr></table>	YEAR	GP/GS	PPG	APG	SPG	FG%	3FG%	FT%	2016-17	12/10	13.3	2.9	1.7	.471	.377	.911	Career	12/10	13.3	2.9	1.7	.471	.377	.911	PLAYER NOTABLES: <ul style="list-style-type: none">Has made 24 straight free throws over the last 4 games.Tied for 7th in the SEC at 1.7 steals per game.Has scored 12+ points in nine of 12 games this season.Scored a career-high 23 pts against Texas on Dec. 17.	CAREER HIGHS PTS: 23 - Texas (12/17/16) AST: 5 - (4x) last vs. North Dakota State (12/20/16) STL: 4 - Fort Wayne (11/11/16) 3FGM: 4 - Southern Illinois (11/14/16)
YEAR	GP/GS	PPG	APG	SPG	FG%	3FG%	FT%																						
2016-17	12/10	13.3	2.9	1.7	.471	.377	.911																						
Career	12/10	13.3	2.9	1.7	.471	.377	.911																						
5		ARLANDO COOK ■ JR ■ F ■ 6-8 ■ 215 St. Louis, Mo. ■ Connors State College	<table><tr><th>YEAR</th><th>GP/GS</th><th>PPG</th><th>RPG</th><th>BPG</th><th>APG</th><th>FG%</th><th>FT%</th></tr><tr><td>2016-17</td><td>12/0</td><td>3.4</td><td>2.1</td><td>0.6</td><td>0.4</td><td>.457</td><td>.818</td></tr><tr><td>Career</td><td>12/0</td><td>3.4</td><td>2.1</td><td>0.6</td><td>0.4</td><td>.457</td><td>.818</td></tr></table>	YEAR	GP/GS	PPG	RPG	BPG	APG	FG%	FT%	2016-17	12/0	3.4	2.1	0.6	0.4	.457	.818	Career	12/0	3.4	2.1	0.6	0.4	.457	.818	PLAYER NOTABLES: <ul style="list-style-type: none">Ranked as the No. 6 JUCO transfer in the 2016 class.Averaged 16.0 pts and 10.1 rebs per game last season.Totalled 15 double-doubles, eight 20-point games and 16 10+ rebound performances last season.	CAREER HIGHS PTS: 9 - Southern Illinois (11/14/16) REB: 6 - Sam Houston State (12/22/16) BLK: 3 - (5x) last vs. Sam Houston State (12/20/16) AST: 2 - Austin Peay (12/3/16)
YEAR	GP/GS	PPG	RPG	BPG	APG	FG%	FT%																						
2016-17	12/0	3.4	2.1	0.6	0.4	.457	.818																						
Career	12/0	3.4	2.1	0.6	0.4	.457	.818																						
12		BRACHEN HAZEN ■ FR ■ F ■ 6-8 ■ 195 Fort Wayne, Ind. ■ Columbia City HS	<table><tr><th>YEAR</th><th>GP/GS</th><th>PPG</th><th>APG</th><th>RPG</th><th>FG%</th><th>3FG%</th><th>FT%</th></tr><tr><td>2016-17</td><td>8/0</td><td>0.4</td><td>0.1</td><td>1.1</td><td>.250</td><td>.000</td><td>.250</td></tr><tr><td>Career</td><td>8/0</td><td>0.4</td><td>0.1</td><td>1.1</td><td>.250</td><td>.000</td><td>.250</td></tr></table>	YEAR	GP/GS	PPG	APG	RPG	FG%	3FG%	FT%	2016-17	8/0	0.4	0.1	1.1	.250	.000	.250	Career	8/0	0.4	0.1	1.1	.250	.000	.250	PLAYER NOTABLES: <ul style="list-style-type: none">Had a tip-in off an offensive rebound vs. Austin Peay.Ranked as the No. 7 player in the state of Indiana.Had five rebounds in seven minutes of action against Sam Houston State in North Little Rock.	CAREER HIGHS PTS: 2 - Austin Peay (12/3/16) AST: 1 - Sam Houston State (12/22/16) REB: 5 - Sam Houston State (12/22/16) 3FGM: --
YEAR	GP/GS	PPG	APG	RPG	FG%	3FG%	FT%																						
2016-17	8/0	0.4	0.1	1.1	.250	.000	.250																						
Career	8/0	0.4	0.1	1.1	.250	.000	.250																						
13		DUSTIN THOMAS ■ R-JR ■ F ■ 6-8 ■ 225 Texarkana, Texas ■ University of Colorado	<table><tr><th>YEAR</th><th>GP/GS</th><th>PPG</th><th>RPG</th><th>BPG</th><th>SPG</th><th>FG%</th><th>FT%</th></tr><tr><td>2016-17</td><td>12/12</td><td>7.1</td><td>4.2</td><td>0.3</td><td>0.4</td><td>.468</td><td>.743</td></tr><tr><td>Career</td><td>79/29</td><td>4.5</td><td>2.7</td><td>0.2</td><td>0.3</td><td>.438</td><td>.645</td></tr></table>	YEAR	GP/GS	PPG	RPG	BPG	SPG	FG%	FT%	2016-17	12/12	7.1	4.2	0.3	0.4	.468	.743	Career	79/29	4.5	2.7	0.2	0.3	.438	.645	PLAYER NOTABLES: <ul style="list-style-type: none">Sat out last season after transferring from Colorado.Has scored 8+ points in six of 12 games.Recorded 10 points and six rebounds in his first start as a Razorback.Had seven first half rebounds against Sam Houston State.	CAREER HIGHS PTS: 17 - USC (1/4/15) REB: 8 - North Florida (12/10/16) BLK: 2 - (2x) last vs. California (2/12/15) STL: 3 - USC (1/4/15)
YEAR	GP/GS	PPG	RPG	BPG	SPG	FG%	FT%																						
2016-17	12/12	7.1	4.2	0.3	0.4	.468	.743																						
Career	79/29	4.5	2.7	0.2	0.3	.438	.645																						
21		MANUALE WATKINS ■ SR ■ G ■ 6-3 ■ 222 Fayetteville, Ark. ■ Fayetteville HS	<table><tr><th>YEAR</th><th>GP/GS</th><th>PPG</th><th>APG</th><th>RPG</th><th>SPG</th><th>FG%</th><th>FT%</th></tr><tr><td>2016-17</td><td>12/8</td><td>5.8</td><td>2.3</td><td>4.2</td><td>1.7</td><td>.536</td><td>.833</td></tr><tr><td>Career</td><td>88/17</td><td>3.8</td><td>1.5</td><td>2.5</td><td>1.0</td><td>.511</td><td>.631</td></tr></table>	YEAR	GP/GS	PPG	APG	RPG	SPG	FG%	FT%	2016-17	12/8	5.8	2.3	4.2	1.7	.536	.833	Career	88/17	3.8	1.5	2.5	1.0	.511	.631	PLAYER NOTABLES: <ul style="list-style-type: none">Tied for 7th in the SEC at 1.7 steals per game.Averaging 2.0 steals over the last nine games (18).Has 31 total rebounds in the last seven games, including three games of six or more rebounds.	CAREER HIGHS PTS: 14 - (2x) last at Wake Forest (12/4/15) AST: 5 - (2x) last vs. Northwestern St. (12/1/15) REB: 9 - Northwestern St. (12/1/15) STL: 5 - Wake Forest (11/19/14)
YEAR	GP/GS	PPG	APG	RPG	SPG	FG%	FT%																						
2016-17	12/8	5.8	2.3	4.2	1.7	.536	.833																						
Career	88/17	3.8	1.5	2.5	1.0	.511	.631																						
23		C.J. JONES ■ FR ■ G ■ 6-5 ■ 175 Birmingham, Ala. ■ Central Park Christian	<table><tr><th>YEAR</th><th>GP/GS</th><th>PPG</th><th>APG</th><th>SPG</th><th>FG%</th><th>3FG%</th><th>FT%</th></tr><tr><td>2016-17</td><td>9/0</td><td>4.8</td><td>0.7</td><td>--</td><td>.500</td><td>.556</td><td>.714</td></tr><tr><td>Career</td><td>9/0</td><td>4.8</td><td>0.7</td><td>--</td><td>.500</td><td>.556</td><td>.714</td></tr></table>	YEAR	GP/GS	PPG	APG	SPG	FG%	3FG%	FT%	2016-17	9/0	4.8	0.7	--	.500	.556	.714	Career	9/0	4.8	0.7	--	.500	.556	.714	PLAYER NOTABLES: <ul style="list-style-type: none">30 of his 43 points this season have come from three's.Averaged 28 ppg, 6 rpg, 4 apg and 3 spg as a senior.Had 11 points vs. Austin Peay on 4-of-6 shooting, 3-of-4 from behind the arc. Is shooting 50.0 percent from the field.	CAREER HIGHS PTS: 11 - (2x) last vs. Austin Peay (12/3/16) AST: 2 - Austin Peay (12/3/16) STL: -- 3FGM: 3 - Austin Peay (12/3/16)
YEAR	GP/GS	PPG	APG	SPG	FG%	3FG%	FT%																						
2016-17	9/0	4.8	0.7	--	.500	.556	.714																						
Career	9/0	4.8	0.7	--	.500	.556	.714																						
31		ANTON BEARD ■ JR ■ G ■ 6-0 ■ 198 North Little Rock, Ark. ■ North Little Rock HS	<table><tr><th>YEAR</th><th>GP/GS</th><th>PPG</th><th>APG</th><th>SPG</th><th>FG%</th><th>3FG%</th><th>FT%</th></tr><tr><td>2016-17</td><td>12/2</td><td>9.0</td><td>2.4</td><td>0.9</td><td>.417</td><td>.361</td><td>.781</td></tr><tr><td>Career</td><td>70/19</td><td>6.7</td><td>1.8</td><td>1.0</td><td>.376</td><td>.332</td><td>.674</td></tr></table>	YEAR	GP/GS	PPG	APG	SPG	FG%	3FG%	FT%	2016-17	12/2	9.0	2.4	0.9	.417	.361	.781	Career	70/19	6.7	1.8	1.0	.376	.332	.674	PLAYER NOTABLES: <ul style="list-style-type: none">Has multiple assists in nine of 12 games this year.Has 3-plus rebounds in seven of the last 10 games.Tied for second on the team with 18 offensive rebounds.Taken 3 of the team's 13 charges this year.	CAREER HIGHS PTS: 18 - at Georgia (1/23/16) AST: 6 - Southern Illinois (11/14/16) STL: 5 - Milwaukee (12/22/14) 3FGM: 4 - at Ole Miss (2/14/15)
YEAR	GP/GS	PPG	APG	SPG	FG%	3FG%	FT%																						
2016-17	12/2	9.0	2.4	0.9	.417	.361	.781																						
Career	70/19	6.7	1.8	1.0	.376	.332	.674																						
33		MOSES KINGSLEY ■ SR ■ F ■ 6-10 ■ 230 Abuja, Nigeria ■ Huntington Prep (W.Va.)	<table><tr><th>YEAR</th><th>GP/GS</th><th>PPG</th><th>RPG</th><th>BPG</th><th>SPG</th><th>FG%</th><th>FT%</th></tr><tr><td>2016-17</td><td>12/12</td><td>11.3</td><td>8.3</td><td>2.9</td><td>0.6</td><td>.484</td><td>.792</td></tr><tr><td>Career</td><td>112/47</td><td>8.1</td><td>5.3</td><td>1.8</td><td>0.6</td><td>.525</td><td>.658</td></tr></table>	YEAR	GP/GS	PPG	RPG	BPG	SPG	FG%	FT%	2016-17	12/12	11.3	8.3	2.9	0.6	.484	.792	Career	112/47	8.1	5.3	1.8	0.6	.525	.658	PLAYER NOTABLES: <ul style="list-style-type: none">Is the SEC's active leader in double-doubles with 19.Is T-13th in the country with 2.9 blocks per game.Named to the Wooden Award Watch List.	CAREER HIGHS PTS: 26 - at Dayton (12/30/15) REB: 14 - (2x) last vs. Florida (3/10/16) BLK: 8 - Tennessee Tech (12/12/15) STL: 4 - Auburn (2/17/16)
YEAR	GP/GS	PPG	RPG	BPG	SPG	FG%	FT%																						
2016-17	12/12	11.3	8.3	2.9	0.6	.484	.792																						
Career	112/47	8.1	5.3	1.8	0.6	.525	.658																						
HC		 1980-82 - Student-Athlete  1982-85 - Volunteer Assistant  1985-89 - Volunteer Assistant 1989-00 - Assistant Coach 2000-02 - Assistant Head Coach  2002-06 - Head Coach 89-41 (.680)  2006-11 - Head Coach 111-57 (.660)  2011-Present - Head Coach 113-65 (.635)																											